



25th April 2024

To,
National Stock Exchange of India Ltd.
Exchange Plaza, 5th Floor,
Plot No.C/1, 'G' Block,
Bandra-Kurla Complex,
Bandra (East),
Mumbai - 400 051

Dear Sir / Madam,

Sub: Outcome of the Board Meeting – 25th April 2024

1. Pursuant to Schedule III Part B (A)(16) and Regulation 52 of SEBI (Listing Obligations and Disclosure Requirements) Regulations 2015, ('Listing Regulations') as amended, this is to inform you that the Board of Directors of the Company at its meeting held today i.e. Thursday, 25th April 2024, have inter-alia, approved the Audited Standalone Financial Results of the Company for the quarter and year ended 31st March 2024 and Audited Consolidated Financial Results of the Company for the year ended 31st March 2024.

A copy of the Audited Financial Results (Standalone and Consolidated) of the Company for the quarter and year ended 31st March 2024, along with the Audit Report with an unmodified opinion is enclosed herewith.

2. The financial information, as required to be provided in terms of Regulation 52(4) of the Listing Regulations, forms part of the Financial Results.
3. In terms of Regulation 54(2) and 54(3) of the Listing Regulations, the disclosure of the extent and nature of security created and maintained for secured non-convertible securities of the Company is made and the Certificate on Security Cover, Compliance with financial covenants and book value of assets is enclosed with the financial results.
4. The statement of utilisation of issue proceeds of non-convertible securities pursuant to Regulation 52(7) of the Listing Regulations and statement of deviation/ variation in use of issue proceeds of non-convertible securities pursuant to Regulation 52(7A) of the Listing Regulations read with Chapter IV of the SEBI Master Circular for listing obligations and disclosure requirements for Non-Convertible Securities, Securitised Debt Instruments and/ or Commercial Paper, for the quarter ended 31st March 2024 is enclosed.
5. The details of related party transactions as required under Regulation 23(9) of the Listing Regulations for the half year ended 31st March 2024 is also enclosed along with the financial results.

The aforesaid disclosures will also be made available on the Company's website at <https://www.tatapowerrenewables.com/investors/financialresults.aspx>

Tata Power Renewable Energy Limited

CIN : U40108MH2007PLC168314

C/o The Tata Power Company Limited

Corporate Centre, A Block, 34 Sant Tukaram Road, Carnac Bunder, Mumbai 400 009

Tel: +91 22 6717 1000 Extn: 1626

Email: tprel@tatapower.com Website: www.tatapowerrenewables.com



The Trading Window for the securities of the Company was closed from 25th March 2024 and will reopen on 29th April 2024.

The Board meeting commenced at 9:30 a.m and concluded at 2:55 p.m.

This is for your information and record.

For Tata Power Renewable Energy Limited

Jeraz E Mahernosh
Company Secretary
FCS: 7008

Encl: As above

Tata Power Renewable Energy Limited

CIN : U40108MH2007PLC168314

C/o The Tata Power Company Limited

Corporate Centre, A Block, 34 Sant Tukaram Road, Carnac Bunder, Mumbai 400 009

Tel: +91 22 6717 1000 Extn: 1626

Email: tprel@tatapower.com Website: www.tatapowerrenewables.com

Independent Auditor's Report on the Annual Consolidated Financial Results of the Company Pursuant to the Regulation 52 of the SEBI (Listing Obligations and Disclosure Requirements) Regulations, 2015, as amended.

To
The Board of Directors of
Tata Power Renewable Energy Limited

Report on the audit of the Consolidated Financial Results

Opinion

We have audited the accompanying statement of consolidated financial results of Tata Power Renewable Energy Limited ("Holding Company") and its subsidiaries (the Holding Company and its subsidiaries together referred to as "the Group") for the year ended March 31, 2024 ("Statement"), attached herewith, being submitted by the Holding Company pursuant to the requirement of Regulation 52 of the SEBI (Listing Obligations and Disclosure Requirements) Regulations, 2015, as amended ("Listing Regulations").

In our opinion and to the best of our information and according to the explanations given to us and based on the consideration of the reports of the other auditors on separate audited financial statements of the subsidiaries, the Statement:

- i. includes the results of the entities mentioned in Annexure I to this Report;
- ii. are presented in accordance with the requirements of the Listing Regulations in this regard; and
- iii. gives a true and fair view in conformity with the applicable accounting standards, and other accounting principles generally accepted in India, of the consolidated net profit and other comprehensive income and other financial information of the Group for the year ended March 31, 2024.

Basis for Opinion

We conducted our audit in accordance with the Standards on Auditing (SAs), as specified under Section 143(10) of the Companies Act, 2013, as amended ("the Act"). Our responsibilities under those Standards are further described in the "Auditor's Responsibilities for the Audit of the Consolidated Financial Results" section of our report. We are independent of the Group in accordance with the 'Code of Ethics' issued by the Institute of Chartered Accountants of India together with the ethical requirements that are relevant to our audit of the financial statements under the provisions of the Act and the Rules thereunder, and we have fulfilled our other ethical responsibilities in accordance with these requirements and the Code of Ethics. We believe that the audit evidence obtained by us and other auditors in terms of their reports referred to in "Other Matter" paragraph below, is sufficient and appropriate to provide a basis for our opinion.

Management's Responsibilities for the Consolidated Financial Results

The Statement has been prepared on the basis of the consolidated annual financial statements. The Holding Company's Board of Directors are responsible for the preparation and presentation of the Statement that give a true and fair view of the net profit and other comprehensive income and other financial information of the Group in accordance with the applicable accounting standards prescribed under section 133 of the Act read with relevant rules issued thereunder and other accounting principles generally accepted in India and in compliance with Regulation 52 of the Listing Regulations. The respective Board of Directors of the companies included in the Group are responsible for maintenance of adequate accounting records in accordance with the provisions of the Act for safeguarding of the assets of their respective companies and for preventing and detecting frauds and other irregularities; selection and application of appropriate accounting policies; making judgments and estimates that are reasonable and prudent; and the design, implementation and maintenance of adequate internal financial controls, that were operating effectively for ensuring the accuracy and



completeness of the accounting records, relevant to the preparation and presentation of the Statement that give a true and fair view and are free from material misstatement, whether due to fraud or error, which have been used for the purpose of preparation of the Statement by the Directors of the Holding Company, as aforesaid.

In preparing the Statement, the respective Board of Directors of the companies included in the Group are responsible for assessing the ability of their respective companies to continue as a going concern, disclosing, as applicable, matters related to going concern and using the going concern basis of accounting unless the respective Board of Directors either intends to liquidate the Group or to cease operations, or has no realistic alternative but to do so.

The respective Board of Directors of the companies included in the Group are also responsible for overseeing the financial reporting process of their respective companies.

Auditor's Responsibilities for the Audit of the Consolidated Financial Results

Our objectives are to obtain reasonable assurance about whether the Statement as a whole is free from material misstatement, whether due to fraud or error, and to issue an auditor's report that includes our opinion. Reasonable assurance is a high level of assurance, but is not a guarantee that an audit conducted in accordance with SAs will always detect a material misstatement when it exists. Misstatements can arise from fraud or error and are considered material if, individually or in the aggregate, they could reasonably be expected to influence the economic decisions of users taken on the basis of the Statement.

As part of an audit in accordance with SAs, we exercise professional judgment and maintain professional skepticism throughout the audit. We also:

- Identify and assess the risks of material misstatement of the Statement, whether due to fraud or error, design and perform audit procedures responsive to those risks, and obtain audit evidence that is sufficient and appropriate to provide a basis for our opinion. The risk of not detecting a material misstatement resulting from fraud is higher than for one resulting from error, as fraud may involve collusion, forgery, intentional omissions, misrepresentations, or the override of internal control.
- Obtain an understanding of internal control relevant to the audit in order to design audit procedures that are appropriate in the circumstances. Under Section 143(3)(i) of the Act, we are also responsible for expressing our opinion on whether the company has adequate internal financial controls with reference to financial statements in place and the operating effectiveness of such controls.
- Evaluate the appropriateness of accounting policies used and the reasonableness of accounting estimates and related disclosures made by the Board of Directors.
- Conclude on the appropriateness of the Board of Directors' use of the going concern basis of accounting and, based on the audit evidence obtained, whether a material uncertainty exists related to events or conditions that may cast significant doubt on the ability of the Group to continue as a going concern. If we conclude that a material uncertainty exists, we are required to draw attention in our auditor's report to the related disclosures in the Statement or, if such disclosures are inadequate, to modify our opinion. Our conclusions are based on the audit evidence obtained up to the date of our auditor's report. However, future events or conditions may cause the Group to cease to continue as a going concern.
- Evaluate the overall presentation, structure and content of the Statement, including the disclosures, and whether the Statement represent the underlying transactions and events in a manner that achieves fair presentation.
- Obtain sufficient appropriate audit evidence regarding the financial results/financial information of the entities within the Group of which we are the independent auditors to express an opinion on the Statement. We are responsible for the direction, supervision and performance of the audit of the financial information of such entities included in the Statement of which we are the independent auditors. For the other entities included in the Statement, which have been audited by other auditors, such other auditors remain responsible for the direction, supervision and performance of the audits carried out by them. We remain solely responsible for our audit opinion.



We communicate with those charged with governance of the Holding Company and such other entities included in the Statement of which we are the independent auditors regarding, among other matters, the planned scope and timing of the audit and significant audit findings, including any significant deficiencies in internal control that we identify during our audit. We also provide those charged with governance with a statement that we have complied with relevant ethical requirements regarding independence, and to communicate with them all relationships and other matters that may reasonably be thought to bear on our independence, and where applicable, related safeguards.

Other Matter

The accompanying Statement includes the audited financial statements and other financial information, in respect of:

- 42 subsidiaries, whose financial statements include total assets of Rs. 3,154.18 crores as at March 31, 2024, total revenues of Rs. 240.15 crores, total net loss after tax of Rs. 31.29 crores, total comprehensive loss of Rs. 31.85 crores, for the year ended on that date respectively, and net cash inflows of Rs. 9.30 crores for the year ended March 31, 2024, as considered in the Statement which have been audited by their respective independent auditors.

The independent auditor's report on the financial statements of these entities have been furnished to us by the Management and our opinion on the Statement in so far as it relates to the amounts and disclosures included in respect of these subsidiaries is based solely on the reports of such auditors and the procedures performed by us as stated in paragraph above.

Our opinion on the Statement is not modified in respect of the above matter with respect to our reliance on the work done and the reports of the other auditors.

For S R B C & CO LLP
Chartered Accountants
ICAI Firm Registration Number: 324982E/E300003



per Suresh Yadav
Partner
Membership No.: 119878



UDIN: 24119878BKEKUP6895

Place: Mumbai
Date: April 25, 2024

Annexure 1 - List of entities included in the consolidated financial results

Sr. No.	Particulars
	Subsidiaries
1.	Walwhan Renewable Energy Limited
2.	Tata Power Solar Systems Limited
3.	TP Kirnali Limited
4.	Tata Power EV Charging Solutions Limited
5.	Tata Power Green Energy Limited
6.	TP Kirnali Solar Limited
7.	TP Solapur Solar Limited
8.	TP Akkalkot Renewable Limited
9.	Poolavadi Windfarm Limited
10.	TP Wind Power Limited
11.	Vagarai Windfarm Limited
12.	TP Green Nature Limited
13.	Nivade Windfarm Limited
14.	TP Saurya Limited
15.	TP Solapur Saurya Limited
16.	TP Roofurja Renewable Limited
17.	Supa Windfarm Limited
18.	TP Nanded Limited
19.	TP Solar Limited
20.	TP Adhrit Solar Limited
21.	TP Arya Saurya Limited
22.	TP Saurya Bandita Limited
23.	TP Ekadash Limited
24.	TP Govardhan Creative Limited
25.	TP Narmada Solar Limited
26.	TP Bhaskar Renewables Limited
27.	TP Atharva Solar Limited
28.	TP Viva Green Limited
29.	TP Vardhman Surya Limited
30.	TP Kaunteya Saurya Limited
31.	TP Alpha Limited
32.	TP Varun Limited
33.	TP Mercury Limited
34.	TP Saturn Limited
35.	TP Agastaya Limited
36.	TP Samakash Limited
37.	TP Surya Limited
38.	TP Aboli Limited
39.	TP Magnolia Limited
40.	TP Gulmohar Limited
41.	TP Cypress Limited
42.	TP Orchid Limited
43.	TP Godavari Solar Limited
44.	TP Aakash Limited
45.	TP Marigold Limited
46.	TP Vikas Limited
47.	TP Adarsh Limited
48.	TP Parivart Limited
49.	TP Paarthav Limited
50.	TP Hrihaan Limited
51.	Chirasthayee Saurya Limited**
52.	Walwhan Urja Anjar Limited*



Sr. No.	Particulars
53.	Walwhan Solar AP Limited*
54.	Walwhan Solar Raj Limited*
55.	Northwest Energy Pvt Limited*
56.	Walwhan Solar Energy GJ Limited*
57.	MI Mysolar24 Private Limited*
58.	Walwhan Energy RJ Limited*
59.	Walwhan Solar MP Limited*
60.	Walwhan Solar MH Limited*
61.	Walwhan Solar PB Limited*
62.	Walwhan Solar RJ Limited*
63.	Walwhan Wind RJ Limited*
64.	Walwhan Solar TN Limited*
65.	Walwhan Solar BH Limited*
66.	Clean Sustainable Solar Energy Private Limited*
67.	Walwhan Urja India Limited*
68.	Solarsys Renewable Energy Private Limited*
69.	Walwhan Solar KA Limited*
70.	Dreistaz Mysolar24 Private Limited*

*Subsidiary of Walwhan Renewable Energy Limited

** Subsidiary of Tata Power Solar Systems Limited





Tata Power Renewable Energy Limited
Corporate Centre, 34 Sant Tukaram Road, Carnac Bunder, Mumbai-400009
Website: www.tatapowerrenewables.com
CIN :U40108MH2007PLC168314

STATEMENT OF CONSOLIDATED FINANCIAL RESULTS FOR THE YEAR ENDED 31ST MARCH, 2024

Particulars	Year ended	
	31-Mar-24	31-Mar-23
	(Audited)	(Audited)
	(₹ crore)	
1. Income		
Revenue from Operations (Refer Note no. 5)	10,175.19	8,196.93
Other Income (Refer Note no. 7)	224.99	286.40
Total Income	10,400.18	8,483.33
2. Expenses		
Raw Material & Construction Material Consumed (Including Project Land)	4,728.13	3,306.69
Sub-contracting costs	549.64	584.82
Decrease/(Increase) in stock-in-trade and work-in-progress	(54.87)	48.98
Employee benefits expense	361.62	287.25
Finance costs	1,252.43	1,211.69
Depreciation and amortisation expenses	1,074.22	1,064.93
Other expenses	1,394.06	1,052.84
Total Expenses	9,305.23	7,557.20
3. Profit before Exceptional Items and Tax (1-2)	1,094.95	926.13
4. Add/(Less): Exceptional Items		
Impairment of Goodwill on acquisition (Refer Note no. 4)	(100.85)	-
5. Profit before Tax (3-4)	994.10	926.13
6. Tax Expense/(Credit)		
Current Tax	230.90	160.86
Deferred Tax	14.63	35.36
Deferred Tax In respect of earlier years	0.70	-
7. Profit for the Year (5-6)	747.87	729.91
8. Other Comprehensive Income/(Expenses)		
(i) Items that will not be reclassified to Profit or Loss	(6.39)	0.15
(ii) Tax relating to items that will not be reclassified to Profit or Loss	1.39	(0.23)
(iii) Items that will be reclassified to Profit and Loss	(90.01)	251.60
(iv) Income tax relating to items that will be reclassified to Profit or Loss	22.36	(63.52)
9. Other Comprehensive Income/(Expenses) (Net of Tax)	(72.65)	188.00
10. Total Comprehensive Income (7+9)	675.22	917.91
Profit/(Loss) for the Period attributable to:		
Equity Holders of the Company	749.75	727.76
Non-controlling Interests	(1.88)	2.15
Others Comprehensive Income/(Expense) attributable to:		
Equity Holders of the Company	(72.65)	188.00
Non-controlling Interests	-	-
Total Comprehensive Income attributable to:		
Equity Holders of the Company	677.10	915.76
Non-controlling Interests	(1.88)	2.15
11. Paid-up equity share capital (Refer Note no. 8) (Face Value: ₹ 10/- per share)	1,463.10	1,379.48
12. Compulsorily Convertible Preference Shares (Face Value: ₹ 100/- per share) (Refer Note no. 8)	-	2,000.00
13. Other Equity	11,433.74	8,840.27
14. Basic and Diluted Earnings Per Equity Share (of ₹ 10/- each) (₹)		
(i) Basic Earnings Per Share	5.12	5.78
(ii) Diluted Earnings Per Share	5.12	5.78

SIGNED FOR IDENTIFICATION

BY

S R B C & CO LLP
MUMBAI





Tata Power Renewable Energy Limited
Corporate Centre, 34 Sant Tukaram Road, Carnac Bunder, Mumbai-400009
Website: www.tatapowerrenewables.com
CIN :U40108MH2007PLC168314


CONSOLIDATED STATEMENT OF ASSETS AND LIABILITIES

₹ crore

Particulars	As at	As at
	31-Mar-24 (Audited)	31-Mar-23 (Audited)
A. ASSETS		
1. Non-current Assets		
(a) Property, Plant and Equipments	20,607.09	17,494.49
(b) Right of Use Assets	901.10	408.85
(c) Capital Work-in-Progress	6,743.35	2,422.96
(d) Goodwill	1,535.18	1,636.03
(e) Other Intangible Assets	955.55	980.67
(f) Financial Assets		
(i) Trade Receivables	273.29	359.63
(ii) Loans	0.21	0.17
(iii) Finance Lease Receivables	93.51	91.93
(iv) Other Financial Assets	601.60	425.15
(g) Non-current Tax Assets (Net)	65.83	64.99
(h) Deferred Tax Assets (Net)	183.77	100.76
(i) Other Non-current Assets	2,000.06	501.31
Total Non-current Assets	33,960.54	24,486.94
2. Current Assets		
(a) Inventories	1,740.18	1,002.49
(b) Financial Assets		
(i) Investments	144.95	674.25
(ii) Trade Receivables	3,413.14	2,915.05
(iii) Unbilled Revenue	503.07	422.79
(iv) Cash and Cash Equivalents	881.90	1,170.41
(v) Bank Balances other than (iv) above	202.38	2,670.72
(vi) Finance Lease Receivables	5.97	4.22
(vii) Other Financial Assets	153.07	443.14
(c) Other Current Assets	852.84	553.78
Total Current Assets	7,897.50	9,856.85
Assets Classified as Held For Sale	3.51	-
TOTAL ASSETS	41,861.55	34,343.79
B. EQUITY AND LIABILITIES		
Equity		
(a) Equity Share Capital (Refer Note no. 8)	1,463.10	1,379.48
(b) Compulsorily Convertible Preference Shares (Refer Note no. 8)	-	2,000.00
(c) Other Equity	11,433.74	8,840.27
Equity attributable to Shareholders of the Company	12,896.84	12,219.75
Non-controlling Interests	18.32	48.05
Total Equity	12,915.16	12,267.80
Liabilities		
1. Non-current Liabilities		
(a) Financial Liabilities		
(i) Borrowings	16,033.53	12,842.48
(ii) Lease Liabilities	479.25	231.97
(iii) Other Financial Liabilities	26.21	-
(b) Deferred Tax Liabilities (Net)	550.47	475.87
(c) Provisions	86.24	75.43
(d) Other Non-current Liabilities	658.72	400.85
Total Non-current Liabilities	17,834.42	14,026.60
2. Current Liabilities		
(a) Financial Liabilities		
(i) Borrowings	3,489.67	3,351.74
(ii) Lease Liabilities	1.47	10.54
(iii) Trade Payables		
(a) Total outstanding dues of micro enterprises and small enterprises	474.27	186.50
(b) Total outstanding dues of creditors other than micro enterprises and small enterprises	878.04	1,415.86
(iv) Other Financial Liabilities	4,399.65	1,038.73
(b) Current Tax Liabilities (Net)	112.14	4.83
(c) Provisions	157.34	186.63
(d) Other Current Liabilities	1,599.39	1,854.56
Total Current Liabilities	11,111.97	8,049.39
TOTAL EQUITY AND LIABILITIES	41,861.55	34,343.79

SIGNED FOR IDENTIFICATION

S R B C & CO LLP
MUMBAI



8



Tata Power Renewable Energy Limited
Corporate Centre, 34 Sant Tukaram Road, Carnac Bunder, Mumbai-400009
Website: www.tatapowerrenewables.com
CIN : U40108MH2007PLC163314

AUDITED CONSOLIDATED CASH FLOW STATEMENT

Particulars	For the Year ended 31st March, 2024 ₹ crore	For the Year ended 31st March, 2023 ₹ crore
A. Cash Flow from Operating Activities		
Profit / (Loss) before tax	994.10	926.13
Adjustments to reconcile Profit Before Tax to Net Operating Cash Flows:		
Depreciation and Amortisation Expense	1,074.22	1,064.93
(Gain)/Loss on disposal of Property, Plant and Equipment (Net)	28.01	2.81
Finance Cost (Net of Capitalisation)	1,252.43	1,211.69
Interest Income (Net of Capitalisation)	(116.20)	(58.82)
Interest on Change in Law and Delayed Payment Charges	(51.67)	(105.06)
Liability Written Back	(3.53)	(33.58)
Gain on sale of Current Investment measured at fair value through Profit and Loss	(41.65)	(69.79)
Discounting impact of Account Receivable	-	8.31
Allowances for Doubtful Debts and Advances (Net)	10.91	29.33
Bad debts	3.04	1.14
Provision for Warranties	37.05	24.28
Amortisation of Deferred Grant	(0.08)	(0.62)
Amortisation of Deferred Revenue	7.53	21.33
Amortisation of Deferred Rent	-	2.05
Effect of Exchange Fluctuation (Net)	13.23	(21.14)
	<u>2,213.29</u>	<u>2,077.07</u>
Working Capital Adjustments:		
Adjustments for (increase) / decrease in Operating Assets:		
Inventories	(737.69)	806.96
Trade Receivables	(425.70)	(166.67)
Unbilled Revenue	(80.28)	162.25
Finance Lease Receivables	(3.33)	(3.00)
Loans-Current	-	0.13
Loans-Non Current	(0.04)	(0.07)
Other Current Assets	(249.74)	197.80
Other Non-current Assets	(20.37)	(1.42)
Other Financial Assets - Current	184.89	(104.57)
Other Financial Assets - Non-current	(176.45)	(67.02)
Movement in Operating Asset	(1,508.71)	624.39
Adjustments for increase / (decrease) in Operating Liabilities:		
Trade Payables	(259.75)	(1,039.06)
Other Current Liabilities	(255.17)	1,251.48
Other Non-current Liabilities	84.01	(10.19)
Other Financial Liabilities - Current	2,056.39	(4.10)
Other Financial Liabilities - Non-current	1.96	-
Current Provisions	(72.73)	(29.94)
Non-current Provisions	10.81	(55.84)
Movement in Operating Asset	1,585.52	112.35
Cash Flow from/(used in) Operations	<u>3,264.20</u>	<u>3,739.94</u>
Income-tax Paid/(refund received) (net)	(123.28)	(142.97)
Net Cash Flows from/(used in) Operating Activities	A	3,596.97
B. Cash Flow from Investing Activities		
Capital expenditure on Property, Plant and Equipment (including capital advances)	(8,525.95)	(3,345.05)
Proceeds from sale of Property, Plant and Equipment (including property, plant and equipment classified as held for sale)	0.34	-
(Purchase) proceeds from sale of Current Investments (Net)	571.01	(520.88)
Consideration transferred on business combinations and assets acquisitions	-	(1,257.16)
Interest Received	144.70	33.81
Interest Received on Overdue Trade Receivable (including Delayed Payment Charges)	51.67	15.06
Bank Balance not Considered as Cash and Cash Equivalents	2,468.34	(2,659.47)
Net Cash Flow from/(used in) Investing Activities	B	(7,733.49)
C. Cash Flow from Financing Activities		
Proceeds from Issue of Shares	-	7,160.00
Proceeds from Issue of Shares to Non Controlling Interest by Subsidiaries	113.89	8.43
Proceeds from Issue of Convertible Preference Shares	-	2,000.00
Redemption of Unsecured Perpetual Securities	-	(3,895.00)
Proceeds from Non-current Borrowings	6,419.43	4,248.67
Repayment of Non-current Borrowings	(2,288.52)	(2,368.80)
Proceeds from Current Borrowings	15,473.41	19,893.63
Repayment of Current Borrowings	(16,208.33)	(20,918.14)
Finance Cost Paid	(1,515.21)	(1,158.41)
Payment of Lease Liability	(49.55)	(21.45)
Net Cash Flow from/(used in) Financing Activities	C	4,948.93
Net (Decrease) / Increase in Cash and Cash Equivalents (A+B+C)	(203.85)	812.41
Cash and Cash Equivalents as at 1st April (Opening Balance)	1,085.75	257.10
Effect on account of restatement for the assets transferred	-	16.24
Cash and Cash Equivalents as at 31st March (Closing Balance)	881.90	1,085.75
Notes:		
Cash and Cash Equivalents include:	As at 31st March, 2024 ₹ crore	As at 31st March, 2023 ₹ crore
(a) Balances with banks		
(i) In Current Accounts	305.13	358.30
(ii) In Deposit Accounts (with original maturity of three months or less)	576.77	812.11
(b) Bank Overdraft	-	(84.66)
Total Cash and Cash Equivalents	881.90	1,085.75

SIGNED FOR IDENTIFICATION
BY

SRBC & CO LLP
MUMBAI





Tata Power Renewable Energy Limited
Corporate Centre, 34 Sant Tukaram Road, Carnac Bunder, Mumbai-400009
Website: www.tatapowerrnewables.com
CIN : U40108MH2007PLC165314

Additional Information pursuant to Regulation 52(4) and Regulation 54 (2) of Securities and Exchange Board of India (Listing Obligations and Disclosure Requirements) Regulations, 2015, as amended as at and for the year ended March 31, 2024.

Sr. No.	Particulars	Year ended	
		31-Mar-24	31-Mar-23
1	Debt Equity Ratio (in times) (Refer Note a)	1.56	1.35
2	Debt Service Coverage Ratio (in times) (Refer Note b)	0.98	1.16
3	Interest Service Coverage Ratio (in times) (Refer Note c)	1.88	1.74
4	Current Ratio (in times) (Refer Note d)	0.71	1.22
5	Long term Debt to Working Capital (in times) (Refer Note e)	(18.94)	4.73
6	Bad debts to Accounts Receivable Ratio (%) (Refer Note f)	0.40%	0.95%
7	Current Liability Ratio (in times) (Refer Note g)	0.38	0.36
8	Total Debts to Total Assets Ratio (in times) (Refer Note h)	0.48	0.48
9	Debtors Turnover (in number of days) (Refer Note i)	141	165
10	Inventory Turnover (in number of days) (Refer Note j)	96	121
11	Operating Margin (%) (Refer Note k)	21%	23%
12	Net Profit after Tax (₹ crore)	747.87	729.91
13	Net Profit Margin (%) (Refer Note l)	7%	9%
14	Net Worth (₹ crore) (Refer Note m)	13,401.13	12,686.11
15	Capital Redemption Reserve (₹ crore)	11.24	11.24
16	Debenture Redemption Reserve (₹ crore)	99.05	99.05

Notes:

The following definitions have been considered for the purpose of computation of ratios and other information:

Sr.No	Ratios	Formulae
a)	Debt Equity Ratio	$\frac{\text{Total Debt}^{(1)}}{\text{Total Equity}^{(2)}}$
b)	Debt Service Coverage Ratio	$\frac{\text{Profit before exceptional items and tax} + \text{interest expenses} + \text{depreciation \& amortisation} - \text{current tax expense}}{\text{Interest expense}^{(11)} + \text{scheduled principal repayment of long-term debt}^{(3)} + \text{lease liabilities during the period}}$
c)	Interest Service Coverage Ratio	$\frac{\text{Profit before exceptional items and tax} + \text{interest expense}}{\text{Interest expense}^{(11)}}$
d)	Current Ratio	$\frac{\text{Current assets}^{(4)}}{\text{Current liabilities}^{(5)}}$
e)	Long term Debt to Working Capital	$\frac{\text{Long term debt}^{(10)}}{\text{Working Capital}^{(6)}}$
f)	Bad debts to Accounts Receivable Ratio	$\frac{\text{Bad debts and Provision for Doubtful debts}}{\text{Average trade receivable (excluding unbilled revenue)}}$
g)	Current Liability Ratio	$\frac{\text{Current Liabilities}^{(7)}}{\text{Total Liabilities}^{(7)}}$
h)	Total Debts to Total Assets Ratio	$\frac{\text{Total Debt}^{(1)}}{\text{Total Assets}^{(8)}}$
i)	Debtors Turnover	$\frac{\text{Average trade receivable (including Unbilled revenue)} \times \text{number of days}}{\text{Gross Sales}}$
j)	Inventory Turnover	$\frac{\text{Average Inventories} \times \text{number of days}}{\text{Cost of goods sold}^{(9)}}$
k)	Operating Margin (%)	$\frac{\text{Operating Profit (Profit before tax and exceptional item} + \text{interest expense} - \text{other income)}}{\text{Revenue}}$
l)	Net Profit Margin including exceptional item (%)	$\frac{\text{Net Profit after Tax (including exceptional item)}}{\text{Revenue}}$
m)	Net Worth has been computed on the basis as stated in Clause 2 of the Securities and Exchange Board of India (Listing Obligations and Disclosure Requirements) Regulations, 2015 i.e. Net worth as defined in sub-section (57) of section 2 of the Companies Act, 2013.	
n)	The Company was required to create Debenture Redemption Reserve (DRR) out of the profits which are available for payment of dividend for the purpose of redemption of debentures. Pursuant to Companies (Share Capital and Debentures) Amendment Rules, 2019 dated August 16, 2019, the Company is not required to create DRR. Accordingly, the Company has not created DRR subsequent to the rules coming into effect.	

Notes:

- (1) Total Debt: Long term borrowings (including current maturities of long term borrowings), lease liabilities (current and non current), short term borrowings and interest accrued on debts
- (2) Total Equity : Issued share capital, compulsorily convertible preference shares, other equity, unsecured perpetual securities and non-controlling interest
- (3) For the purpose of computation, scheduled principal repayment of long term borrowings does not include prepayments (including prepayment by exercise of call/put option).
- (4) Current Assets as per balance sheet and asset classified as held for sale.
- (5) Current Liabilities as per balance sheet and liability classified as held for sale.
- (6) Working Capital: Current assets - Current liabilities (excluding current maturities of long term debt, lease liabilities and interest accrued on borrowings).
- (7) Total Liabilities as per balance sheet and liabilities classified as held for sale
- (8) Total Assets as per balance sheet and assets classified as held for sale.
- (9) Cost of Goods Sold: Raw Material Consumed, (increase)/decrease in Stock-in-Trade and Work in Progress
- (10) Long Term Debt: Long term borrowings (including current maturities of long term borrowings), lease liabilities (current and non current) and interest accrued on debts, excluding refinancing.
- (11) Interest Expenses: Interest charged in Statement of Profit and Loss and interest capitalised during the year pertains to borrowings.

SIGNED FOR IDENTIFICATION
BY

SRBC & CO LLP
MUMBAI



**NOTES TO THE CONSOLIDATED FINANCIAL RESULTS – FOR THE YEAR ENDED
31st MARCH, 2024**

1. The above consolidated financial results of Tata Power Renewable Energy Limited (“the Holding Company”) and its subsidiaries (together referred to as “Group”) were reviewed by the Audit Committee at its meeting dated 24th April, 2024 and approved by the Board of Directors at its meeting held on 25th April, 2024.
2. The Group is engaged in business of generation of electric power from wind and solar energy, rooftop solar projects, electric vehicle charging station, EPC & maintenance services with respect to solar and Manufacturing of cells and modules which is considered to be a single segment as per Ind AS 108 - Operating Segments.
3. TP Solar Limited, wholly owned subsidiary, situated at Tirunelveli, Tamil Nadu, completed 4 GW module facility construction and commenced the commercial production of modules in February 2024 following the attainment of necessary approvals from various statutory bodies. The cell production facility is also nearing its final stages of construction and likely to be commenced in the next financial year.
4. During the current year, based on annual impairment assessment required by IND AS 36, the management has assessed the carrying amount of goodwill amounting to ₹ 1634.93 Crores recognised by the Group in previous business combination transactions involving acquisition of renewable power plants. These plants were acquired by the Group during the year 2016-17 and while the Group continues to derive the economic benefits from these plants, the carrying value of goodwill relating to certain plants will no longer be fully recoverable over its balance Power Purchase Agreement (PPA) period. Accordingly, it has resulted in charge amounting to ₹ 100.85 Crores in the statement of Profit and Loss which has been disclosed as an exceptional item.
5. In relation to Group’s 100 MW solar and 100 MW wind plants in Andhra Pradesh (‘AP’), there is an on-going litigation with respect to unilateral reduction in tariff by APDISCOM for which APDISCOM had filed an SLP with Supreme Court challenging the favourable AP High Court order. However, APDISCOM has settled all outstanding dues including the disputed tariff till May 2022 in 12 equal instalments and also making regular payment for subsequent periods subject to the outcome of the said SLP. Accordingly, Group continues to recognise revenue at PPA rate and considers outstanding balance amounting to ₹ 42.29 crores as at 31st March, 2024 (As at 31st March, 2023 : ₹ 238.55 crores) as fully recoverable based on the favourable orders and legal evaluation.
6. The Board of Director of the Holding Company in its meeting held on 23rd January 2023 has approved the Schemes of Arrangement for merger of Walwhan Renewable Energy Limited and its 19 Subsidiaries Companies, TP Wind Power Limited, Tata Power Solar Systems Limited and Chirasthaayee Saurya Limited with the Holding Company. Post regulatory and other necessary approvals, the merger would be accounted by applying the principles of Appendix C of Ind AS 103 - ‘Business combinations of entities under common control’ using pooling of interest method.
7. The Group has raised claim of late payment surcharges (LPS) on some Discoms as per Power Purchase Agreement. During the year ended 31st March 2024, based on acceptance/realisation from the Discoms, the Group has recognized ₹41.30 crore as Other Income in the Consolidated financial results.
8. The Holding company had allotted 20,00,00,000 Compulsorily Convertible Preference Shares (“CCPS”) of face value of ₹100 each at par, on a private placement which was classified as Equity as at 31st March, 2023. During the year ended 31st March, 2024, the Group had allotted 8,36,18,348 equity shares (face value of ₹10 per share) at a premium of ₹ 229.18 per share against the said CCPS.

SIGNED FOR IDENTIFICATION
BY

S R B C & CO LLP
MUMBAI



9. Figures for the previous periods/year are re-classified/re-arranged/re-grouped, wherever necessary.
10. The standalone audited financial results of the Holding Company are available for investors at www.tatapowerrenewables.com and www.nseindia.com

For and on behalf of the Board of
TATA POWER RENEWABLE ENERGY LIMITED



Deepesh Nanda
Chief Executive Officer and Managing Director
DIN 03151401



Place: Tirunelveli
Date: 25th April, 2024

SIGNED FOR IDENTIFICATION
BY 
S R B C & CO LLP
MUMBAI



Independent Auditor's Report on the Quarterly and Year to Date Audited Standalone Financial Results of the Company Pursuant to the Regulation 52 of the SEBI (Listing Obligations and Disclosure Requirements) Regulations, 2015, as amended

To
The Board of Directors of
The Tata Power Renewable Energy Limited

Report on the audit of the Standalone Financial Results**Opinion**

We have audited the accompanying statement of quarterly and year to date standalone financial results of Tata Power Renewable Energy Limited (the "Company") for the quarter ended March 31, 2024 and for the year ended March 31, 2024 ("Statement"), attached herewith, being submitted by the Company pursuant to the requirement of Regulation 52 of the SEBI (Listing Obligations and Disclosure Requirements) Regulations, 2015, as amended (the "Listing Regulations").

In our opinion and to the best of our information and according to the explanations given to us, the Statement:


- i. is presented in accordance with the requirements of the Listing Regulations in this regard; and
- ii. gives a true and fair view in conformity with the applicable accounting standards and other accounting principles generally accepted in India, of the net profit and other comprehensive income and other financial information of the Company for the quarter ended March 31, 2024 and for the year ended March 31, 2024.

Basis for Opinion

We conducted our audit in accordance with the Standards on Auditing (SAs) specified under section 143(10) of the Companies Act, 2013, as amended ("the Act"). Our responsibilities under those Standards are further described in the "Auditor's Responsibilities for the Audit of the Standalone Financial Results" section of our report. We are independent of the Company in accordance with the Code of Ethics issued by the Institute of Chartered Accountants of India together with the ethical requirements that are relevant to our audit of the financial statements under the provisions of the Act and the Rules thereunder, and we have fulfilled our other ethical responsibilities in accordance with these requirements and the Code of Ethics. We believe that the audit evidence obtained by us is sufficient and appropriate to provide a basis for our opinion.

Management's Responsibilities for the Standalone Financial Results

The Statement has been prepared on the basis of the standalone annual financial statements. The Board of Directors of the Company are responsible for the preparation and presentation of the Statement that gives a true and fair view of the net profit and other comprehensive income of the Company and other financial information in accordance with the applicable accounting standards prescribed under Section 133 of the Act read with relevant rules issued thereunder and other accounting principles generally accepted in India and in compliance with Regulation 52 of the Listing Regulations. This responsibility also includes maintenance of adequate accounting records in accordance with the provisions of the Act for safeguarding of the assets of the Company and for preventing and detecting frauds and other irregularities; selection and application of appropriate accounting policies; making judgments and estimates that are reasonable and prudent; and the design, implementation and maintenance of adequate internal financial controls,



that were operating effectively for ensuring the accuracy and completeness of the accounting records, relevant to the preparation and presentation of the Statement that give a true and fair view and are free from material misstatement, whether due to fraud or error.

In preparing the Statement, the Board of Directors are responsible for assessing the Company's ability to continue as a going concern, disclosing, as applicable, matters related to going concern and using the going concern basis of accounting unless the Board of Directors either intends to liquidate the Company or to cease operations, or has no realistic alternative but to do so.

The Board of Directors are also responsible for overseeing the Company's financial reporting process.

Auditor's Responsibilities for the Audit of the Standalone Financial Results

Our objectives are to obtain reasonable assurance about whether the Statement as a whole is free from material misstatement, whether due to fraud or error, and to issue an auditor's report that includes our opinion. Reasonable assurance is a high level of assurance but is not a guarantee that an audit conducted in accordance with SAs will always detect a material misstatement when it exists. Misstatements can arise from fraud or error and are considered material if, individually or in the aggregate, they could reasonably be expected to influence the economic decisions of users taken on the basis of the Statement.

As part of an audit in accordance with SAs, we exercise professional judgment and maintain professional skepticism throughout the audit. We also:

- Identify and assess the risks of material misstatement of the Statement, whether due to fraud or error, design and perform audit procedures responsive to those risks, and obtain audit evidence that is sufficient and appropriate to provide a basis for our opinion. The risk of not detecting a material misstatement resulting from fraud is higher than for one resulting from error, as fraud may involve collusion, forgery, intentional omissions, misrepresentations, or the override of internal control.
- Obtain an understanding of internal control relevant to the audit in order to design audit procedures that are appropriate in the circumstances. Under Section 143(3)(i) of the Act, we are also responsible for expressing our opinion on whether the company has adequate internal financial controls with reference to financial statements in place and the operating effectiveness of such controls.
- Evaluate the appropriateness of accounting policies used and the reasonableness of accounting estimates and related disclosures made by the Board of Directors.
- Conclude on the appropriateness of the Board of Directors' use of the going concern basis of accounting and, based on the audit evidence obtained, whether a material uncertainty exists related to events or conditions that may cast significant doubt on the Company's ability to continue as a going concern. If we conclude that a material uncertainty exists, we are required to draw attention in our auditor's report to the related disclosures in the financial results or, if such disclosures are inadequate, to modify our opinion. Our conclusions are based on the audit evidence obtained up to the date of our auditor's report. However, future events or conditions may cause the Company to cease to continue as a going concern.
- Evaluate the overall presentation, structure and content of the Statement, including the disclosures, and whether the Statement represents the underlying transactions and events in a manner that achieves fair presentation.

We communicate with those charged with governance regarding, among other matters, the planned scope and timing of the audit and significant audit findings, including any significant deficiencies in internal control that we identify during our audit.



We also provide those charged with governance with a statement that we have complied with relevant ethical requirements regarding independence, and to communicate with them all relationships and other matters that may reasonably be thought to bear on our independence, and where applicable, related safeguards.

Other Matter

The Statement includes the results for the quarter ended March 31, 2024 being the balancing figure between the audited figures in respect of the full financial year ended March 31, 2024 and the published unaudited year-to-date figures up to the third quarter of the current financial year, which were subjected to a limited review by us, as required under the Listing Regulations.

For SRBC & CO LLP
Chartered Accountants
ICAI Firm Registration Number: 324982E/E300003



per Suresh Yadav
Partner
Membership No.: 119878



UDIN: 24119878BKEKU02552

Place: Mumbai
Date: April 25, 2024



Tata Power Renewable Energy Limited
Corporate Centre, 34 Sant Tukaram Road, Carnac Bunder, Mumbai-400009
Website: www.tatapowerr Renewables.com
CIN : U40108MH2007PLC168314

STATEMENT OF AUDITED STANDALONE FINANCIAL RESULTS FOR THE QUARTER AND YEAR ENDED 31ST MARCH, 2024

Particulars	Quarter ended			Year ended	
	31-Mar-24	31-Dec-23	31-Mar-23	31-Mar-24	31-Mar-23
	(₹ crores)				
	(Audited) [Refer Note 8]	(Unaudited)	(Audited) [Refer Note 8]	(Audited)	(Audited)
1. Income					
Revenue from Operations [Refer Note 3]	533.51	348.23	402.98	1,798.91	1,608.67
Other Income [Refer Note 4]	170.66	131.40	121.70	528.18	222.63
Total Income	704.17	479.63	524.68	2,327.09	1,831.30
2. Expenses					
Construction Expenses	130.21	-	-	130.21	-
Employee Benefits Expense	31.46	30.30	19.15	103.46	75.37
Finance Costs	257.29	255.50	225.26	985.67	779.27
Depreciation and Amortisation Expenses	119.05	126.83	145.29	501.39	549.95
Other Expenses	90.14	80.35	87.57	338.67	313.61
Total Expenses	628.15	492.98	477.27	2,059.40	1,718.20
3. Profit/ (Loss) Before Tax (1-2)	76.02	(13.35)	47.41	267.69	113.10
4. Tax Expense/(Credit)					
Current tax	-	-	-	-	-
Current tax in respect of earlier years	-	-	(18.68)	-	(18.68)
Deferred tax	17.05	(1.10)	11.70	68.43	32.67
Deferred tax expense in respect of earlier years	-	-	-	-	3.05
5. Profit / (Loss) for the Period / Year (3-4)	58.97	(12.25)	54.39	199.26	96.06
6. Other Comprehensive Income / (Expenses)					
Items that will not be reclassified to Profit or Loss	(3.59)	-	(1.93)	(4.07)	(1.93)
Tax relating to items that will not be reclassified to Profit or Loss	0.90	-	0.49	1.02	0.49
Items that will be reclassified to Profit or Loss	(1.88)	-	-	(1.88)	-
Income tax relating to Items that will be reclassified to Profit or Loss	0.47	-	-	0.47	-
Other Comprehensive Income / (Expenses) (Net of tax)	(4.10)	-	(1.44)	(4.46)	(1.44)
7. Total Comprehensive Income / (Expenses) (Net of Tax) (5+6)	54.87	(12.25)	52.95	194.80	94.62
8. Paid-up Equity Share Capital (Face Value: ₹ 10/- per share) [Refer Note 6]	1,463.10	1,463.10	1,379.48	1,463.10	1,379.48
9. Compulsorily Convertible Preference Shares (Face Value: ₹ 100/- per share) [Refer Note 6]	-	-	2,000.00	-	2,000.00
10. Other Equity	9,307.75	9,252.88	7,196.57	9,307.75	7,196.57
11. Basic and Diluted Earnings Per Equity Share (of ₹ 10/- each) (₹)					
(i) Basic Earning Per Share (not annualised)	0.40	(0.08)	0.39	1.36	0.76
(ii) Diluted Earning Per Share (not annualised)	0.40	(0.08)	0.39	1.36	0.76

SIGNED FOR IDENTIFICATION
BY

SRBC & CO LLP
MUMBAI





Tata Power Renewable Energy Limited
Corporate Centre, 34 Sant Tukaram Road, Camac Bunder, Mumbai-400009
Website: www.tatapowerrenewables.com
CIN : U40108MH2007PLC168314

AUDITED STANDALONE STATEMENT OF ASSETS AND LIABILITIES

Particulars	₹ crores	
	As at 31st March, 2024 (Audited)	As at 31st March, 2023 (Audited)
A. ASSETS		
1. Non-Current Assets		
a) Property, Plant and Equipment	9,349.84	9,449.67
b) Right of Use Assets	474.13	227.41
c) Capital Work-in-Progress	344.97	319.46
d) Intangible Assets	4.11	4.68
e) Financial Assets		
(i) Investments	5,346.55	4,970.32
(ii) Trade Receivables	188.06	172.71
(iii) Loans	8,109.16	2,788.37
(iv) Finance Lease Receivables	110.44	65.46
(v) Other Financial Assets	205.58	84.07
f) Non-Current Tax Assets (Net)	22.92	21.48
g) Other Non-Current Assets	670.79	34.52
Total - Non-Current Assets	24,826.55	18,138.15
2. Current Assets		
a) Inventories	4.87	4.17
b) Financial Assets		
(i) Investments	-	341.49
(ii) Trade Receivables	154.27	251.60
(iii) Unbilled Revenue	148.00	129.67
(iv) Cash and Cash Equivalents	724.21	306.46
(v) Bank Balances Other than (iv) above	38.16	2,529.01
(vi) Loans	-	17.09
(vii) Finance Lease Receivables	3.19	2.34
(viii) Other Financial Assets	146.61	330.28
c) Other Current Assets	71.74	5.27
Total - Current Assets	1,291.05	3,917.38
Assets Classified as Held For Sale	3.51	-
TOTAL - ASSETS	26,121.11	22,055.53
B. EQUITY AND LIABILITIES		
Equity		
a) Equity Share Capital [Refer Note 6]	1,463.10	1,379.48
b) Compulsorily Convertible Preference Shares [Refer Note 6]	-	2,000.00
c) Other Equity	9,307.75	7,196.57
Total - Equity	10,770.85	10,576.05
Liabilities		
1. Non-Current Liabilities		
a) Financial Liabilities		
(i) Borrowings	10,385.55	8,650.77
(ii) Lease Liabilities	271.43	125.89
(iii) Other Financial Liabilities	1.97	-
b) Provisions	30.73	25.80
c) Deferred Tax Liabilities (Net)	239.98	173.04
d) Other Non-Current Liabilities	340.22	182.97
Total - Non-Current Liabilities	11,269.88	9,158.47
2. Current Liabilities		
a) Financial Liabilities		
(i) Borrowings	3,415.55	1,955.94
(ii) Lease Liabilities	0.43	8.56
(iii) Trade Payables		
(a) Total outstanding dues of micro enterprises and small enterprises	12.12	3.30
(b) Total outstanding dues of trade payables other than micro and small enterprises	195.22	134.23
(iv) Other Financial Liabilities	412.93	198.87
b) Provisions	2.57	1.01
c) Other Current Liabilities	41.56	19.10
Total - Current Liabilities	4,080.38	2,321.01
TOTAL - EQUITY AND LIABILITIES	26,121.11	22,055.53

SIGNED FOR IDENTIFICATION
BY

SRBC & CO LLP
MUMBAI





Tata Power Renewable Energy Limited
Corporate Centre, 34 Sant Tukaram Road, Carnac Bunder, Mumbai-400009
Website: www.tatapowerr Renewables.com
CIN : U40108MH2007PLC168314

Audited Standalone Cash Flow Statement

Particulars	For the Year ended 31st March, 2024 ₹ crores	For the Year ended 31st March, 2023 ₹ crores
A. Cash flow from Operating activities		
Profit /(Loss) before tax	267.69	113.10
Adjustments to reconcile profit before tax to net operating cash flows:		
Depreciation and Amortisation Expense	501.39	549.95
Interest income	(481.33)	(168.08)
Finance cost	985.67	779.27
(Gain) / Loss on disposal of Property, Plant and Equipment (Net)	8.24	0.09
(Gain) / Loss on sale / fair value of current investments measured at FVTPL	(16.42)	(55.44)
Interest on Change in Law claim and Delayed Payment Charges	(22.44)	-
Allowance for doubtful debts and advances (Net)	-	6.40
Amortisation of Deferred Revenue	0.10	1.12
Amortisation of Security Deposit	1.30	2.05
Amortisation of Deferred Expense and Income	(0.07)	(0.62)
	<u>976.44</u>	<u>1,116.74</u>
Adjustments for (increase) / decrease in Operating Assets:	<u>1,244.13</u>	<u>1,229.84</u>
Inventories	(0.70)	(3.76)
Trade Receivables	102.97	145.93
Loans Non-current	(0.04)	(0.01)
Other Current Assets	(66.47)	(2.54)
Other Non-Current Assets	-	1.03
Unbilled Revenue	(18.33)	52.97
Other Financial Assets - Current	(42.58)	(7.09)
Other Financial Assets - Non-current	(62.74)	(57.83)
	<u>(87.89)</u>	<u>128.70</u>
Adjustments for increase / (decrease) in Operating Liabilities:	<u>1,156.24</u>	<u>1,358.54</u>
Trade Payables	69.81	29.57
Other Current Liabilities	22.46	4.02
Other Non-current Liabilities	139.35	-
Provisions-Current	1.56	0.36
Provisions-Non-Current	0.86	11.24
Other Financial Liabilities - Current	5.09	(10.97)
Other Financial Liabilities - Non-Current	0.09	0.70
	<u>239.22</u>	<u>34.92</u>
Net Cash Flows from/(used in) Operations	<u>1,395.46</u>	<u>1,393.46</u>
Income tax (paid) / refund received (net)	(0.58)	(8.35)
Net cash flows from/(used in) Operating Activities	A <u>1,394.88</u>	A <u>1,385.11</u>
B. Cash flow from Investing Activities		
Capital expenditure on Property, Plant and Equipment and Other Intangible assets (including capital advances)	(1,036.43)	(511.14)
Proceeds from sale of Property, Plant and Equipment (including property, plant and equipment classified as held for sale)	0.93	-
Purchase of Non Current Investments	(376.43)	(1,082.76)
Sale of Non Current Investments	0.20	0.03
Payment made towards acquisition of business	-	(162.39)
(Purchase of) / Proceeds from Sale of Current investments (Net)	357.91	(284.38)
Interest Received	549.86	101.15
Loans Given	(8,410.90)	(2,825.23)
Loans Repaid	3,107.24	387.63
Proceeds from Finance Lease Receivable	3.46	2.04
Bank Balance not considered as Cash and Cash Equivalents	2,580.85	(2,679.01)
Net cash flows from/(used in) Investing Activities	B <u>(3,223.31)</u>	B <u>(7,054.06)</u>
C. Cash Flow from Financing Activities		
Proceeds from issue of Equity shares	-	7,160.00
(Repayment)/Proceeds from Unsecured Perpetual Securities	-	(3,895.00)
Proceeds from Compulsorily Convertible Preference Shares	-	2,000.00
Proceeds from Non-Current Borrowings	4,465.26	3,209.39
Repayment of Non-Current Borrowings	(2,223.55)	(1,285.85)
Proceeds from Subordinated Loan from Holding Company	-	10.00
Repayment of Subordinated Loan from Holding Company	-	(1,010.81)
Proceeds from Current Borrowings	11,260.21	12,695.25
Repayment of Current Borrowings	(10,298.21)	(12,398.50)
Finance Cost Paid	(926.20)	(764.47)
Payment of Lease liability	(31.33)	(15.25)
Net Cash Flows from/(used in) Financing Activities	C <u>2,246.18</u>	C <u>5,704.76</u>
Net increase / (decrease) in Cash and Cash Equivalents	(A+B+C) <u>417.75</u>	(A+B+C) <u>35.81</u>
Cash and Cash Equivalents as at 1st April (Opening Balance)	<u>306.46</u>	<u>270.65</u>
Cash and Cash Equivalents as at 31st March (Closing Balance)	<u>724.21</u>	<u>306.46</u>
Cash and Cash Equivalents include:	As at 31st March, 2024 ₹ crores	As at 31st March, 2023 ₹ crores
(a) Balances with banks		
In current accounts	218.54	56.46
In Deposit Accounts (with original maturity three months or less)	505.67	250.00
Total of Cash and Cash Equivalents	<u>724.21</u>	<u>306.46</u>

SIGNED FOR IDENTIFICATION
BY

RBC & CO LLP
MUMBAI





Tata Power Renewable Energy Limited
Corporate Centre, 34 Sant Tukaram Road, Carnac Bunder, Mumbai-400009
Website: www.tatapowerrenewables.com
CIN : U40108MH2007PLC168314

Additional information pursuant to Regulation 52(4) and Regulation 54 (2) of Securities and Exchange Board of India (Listing Obligations and Disclosure Requirements) Regulations, 2015, as amended as at and for the quarter and year ended 31st March, 2024.

Sr. No.	Particulars	Quarter ended			Year ended	
		31-Mar-24	31-Dec-23	31-Mar-23	31-Mar-24	31-Mar-23
		₹ crores				
		(Audited)	(Unaudited)	(Audited)	(Audited)	(Audited)
1	Debt Equity Ratio (in times) (Refer Note a)	1.32	1.17	1.02	1.32	1.02
2	Debt Service Coverage Ratio (in times) (Refer Note b) (not annualised)	0.39	1.01	1.53	0.68	0.84
3	Interest Service Coverage Ratio (in times) (Refer Note c)	1.30	0.95	1.22	1.28	1.15
4	Current Ratio (in times) (Refer Note d)	0.32	0.41	1.69	0.32	1.69
5	Long term Debt to Working Capital (in times) (Refer Note e)	(8.61)	(10.97)	3.96	(8.61)	3.96
6	Bad debts to Accounts Receivable Ratio (%) (Refer Note f) (not annualised)	-	-	0.99%	-	0.97%
7	Current Liability Ratio (in times) (Refer Note g)	0.27	0.24	0.20	0.27	0.20
8	Total Debts to Total Assets Ratio (in times) (Refer Note h)	0.54	0.52	0.49	0.54	0.49
9	Debtors Turnover (in number of days) (Refer Note i)	85	146	144	106	149
10	Inventory Turnover (in number of days) (Refer Note j)	-	-	-	-	-
11	Operating Margin (%) (Refer Note k)	30.49%	31.80%	37.46%	40.31%	41.63%
12	Net Profit after Tax (₹ Crores)	58.97	(12.25)	54.39	199.26	96.06
13	Net Profit Margin (%) including exceptional item (Refer Note l)	11.05%	(3.52%)	13.50%	11.08%	5.97%
14	Net Worth (₹ Crores) (Refer Note m)	10,790.67	10,735.80	10,595.87	10,790.67	10,595.87
15	Debenture Redemption Reserve (₹ in Crores) (Refer Note n)	99.05	99.05	99.05	99.05	99.05
16	Asset Cover Ratio (in times) (Refer Note o)					
	a) 8.32% Non convertible debentures - Face value 500 Crore (Exclusive Security Cover)	1.00	1.00	1.00	1.00	1.00
	b) 8.32% Non convertible debentures - Face value 500 Crore (Pari-Passu Security Cover)	1.49	1.50	1.39	1.49	1.39
	c) 7.84% Non convertible debentures - Face value 400 Crore (Pari-Passu Security Cover)	1.49	1.50	1.39	1.49	1.39

Notes: The following definitions have been considered for the purpose of computation of ratios and other information.

Sr. No.	Ratios	Formulae
a)	Debt Equity Ratio	$\frac{\text{Total Debt}^{(1)}}{\text{Total Equity}^{(2)}}$
b)	Debt Service Coverage Ratio	$\frac{\text{Profit before exceptional items and tax} + \text{Interest expenses}^{(11)} + \text{Depreciation and amortisation} - \text{Current tax expense}}{\text{Interest expense} + \text{Scheduled principal repayment of long-term debt}^{(3)} + \text{lease liabilities during the period}}$
c)	Interest Service Coverage Ratio	$\frac{\text{Profit before exceptional items and tax} + \text{interest expense}}{\text{Interest expense}^{(11)}}$
d)	Current Ratio	$\frac{\text{Current assets}^{(4)}}{\text{Current liabilities}^{(5)}}$
e)	Long term Debt to Working Capital	$\frac{\text{Long term debt}^{(7)}}{\text{Working capital}^{(6)}}$
f)	Bad debts to Accounts Receivable Ratio	$\frac{\text{Bad debts}^{(10)}}{\text{Average trade receivable}}$
g)	Current Liability Ratio	$\frac{\text{Current liabilities}^{(5)}}{\text{Total liabilities}^{(6)}}$
h)	Total Debts to Total Assets Ratio	$\frac{\text{Total debts}^{(1)}}{\text{Total assets}^{(8)}}$
i)	Debtors Turnover	$\frac{\text{Average trade receivable} \times \text{number of days}}{\text{Gross Sales}}$
j)	Inventory Turnover	$\frac{\text{Average inventory} \times \text{number of days}}{\text{Cost of goods sold}}$
k)	Operating Margin (%)	$\frac{\text{Operating Profit (Profit before tax and exceptional item} + \text{Interest expense} - \text{other income)}}{\text{Revenue}}$
l)	Net Profit Margin (%) including exceptional item	$\frac{\text{Net Profit after tax (including exceptional item)}}{\text{Revenue}}$

SIGNED FOR IDENTIFICATION
BY

S R B C & CO LLP
MUMBAI





Tata Power Renewable Energy Limited
Corporate Centre, 34 Sant Tukaram Road, Camac Bunder, Mumbai-400009
Website: www.tatapowerrenewables.com
CIN : U40108MH2007PLC168314

Additional information pursuant to Regulation 52(4) and Regulation 54 (2) of Securities and Exchange Board of India (Listing Obligations and Disclosure Requirements) Regulations, 2015, as amended as at and for the quarter and year ended 31st March, 2024.

m)	Net Worth has been computed on the basis as stated in Clause 2 of the Securities and Exchange Board of India (Listing Obligations and Disclosure Requirements) Regulations, 2015 i.e. Net worth as defined in sub-section (57) of section 2 of the Companies Act, 2013.	
n)	The Company was required to create Debenture Redemption Reserve (DRR) out of the profits which are available for payment of dividend for the purpose of redemption of debentures. Pursuant to Companies (Share Capital and Debentures) Amendment Rules, 2019 dated August 16, 2019, the Company is not required to create DRR. Accordingly, the Company has not created DRR subsequent to the rules coming into effect.	
o)	Asset Cover Ratio	Secured assets ⁽¹²⁾ Secured loans ⁽¹³⁾
As at March 31, 2024 i) 8.32% Non convertible debentures - Face value 500 Crores have been secured by a exclusive charge on Building, Plant & Machinery, Furnitures & Fixtures, Office Equipment, Motor Vehicle, Trade receivables including unbilled revenue and Other assets. ii) 8.32% Non convertible debentures - Face value 500 Crores have been secured by a Pari-Passu charge on plant under constructions including rooftops, Leasehold land, stores and spares, loose tools in addition to the above assets mentioned. iii) 7.84% Non convertible debentures - Face value 400 Crores have been secured by a Pari-Passu charge on Building, Plant & Machinery, Furnitures & Fixtures, Office Equipment, Motor Vehicle, Trade receivables including unbilled revenue, plant under constructions including rooftops, Leasehold land, stores and spares and loose tools.		

Notes

1)	Total Debt: Long term borrowings (including current maturities of long term borrowings), lease liabilities (current and non current), short term borrowings and interest accrued on debts.
2)	Total Equity : Issued share capital, compulsorily convertible preference shares and other equity.
3)	For the purpose of computation, scheduled principal repayment of long term borrowings does not include prepayments.(including prepayment by exercise of call/put option and excluding refinancing)
4)	Current Assets as per balance sheet and asset classified as held for sale.
5)	Current liabilities as per balance sheet and liability classified as held for sale.
6)	Working Capital : Current assets - Current liabilities (excluding current maturities of long term debt, lease liabilities and interest accrued on borrowings).
7)	Long Term Debt: Long term borrowings (including current maturities of long term borrowings), non-current and current lease liabilities and interest accrued on long term debt.
8)	Total Assets as per balance sheet and assets classified as held for sale.
9)	Total liabilities as per balance sheet and liabilities classified as held for sale.
10)	Bad debts includes provision for doubtful debts.
11)	Interest Expenses = Interest charged in Statement of Profit and Loss and interest capitalized during the period / year pertaining to borrowings.
12)	Secured Assets: Written down value of Property, Plant and Equipments, Trade receivables including unbilled revenues and Other assets.
13)	Secured Loans: Outstanding value of secured Non-convertible debentures and secured borrowings.

**SIGNED FOR IDENTIFICATION
BY**

**S R B C & CO LLP
MUMBAI**





Notes to the Financial Results for the quarter and year ended 31st March, 2024

- 1 The above financial results of Tata Power Renewable Energy Limited were reviewed by the Audit Committee on 24th April, 2024 and approved by the Board of Directors at its meeting held on 25th April, 2024.
- 2 The Company generates electric power from wind and solar energy which is considered to be a single segment and there are no other reportable segments as per Ind AS 108 - Operating Segments.
- 3 In relation to certain renewable power plants in Andhra Pradesh ('AP'), there is an on-going litigation with respect to unilateral reduction in tariff by APDISCOM for which APDISCOM had filed an SLP with Supreme Court challenging the favourable AP High Court order. However, APDISCOM has settled all outstanding dues including the disputed tariff till May 2022 in 12 equal instalments and also making regular payment for subsequent periods subject to the outcome of the said SLP. Accordingly, Group continues to recognise revenue at PPA rate and considers outstanding balance amounting to ₹ 21.46 crores as at 31st March, 2024 (As at 31st March, 2023 : ₹ 74.04 crores) as fully recoverable based on the favourable orders and legal evaluation.
- 4 The Company has raised claim of late payment surcharges (LPS) on some Discoms as per Power Purchase Agreement. During the year ended 31st March 2024, based on acceptance / realisation from the Discoms, the Company has recognized ₹ 19.72 crore as Other Income in the Statement of Profit and Loss
- 5 The Board of Directors of the Company in its meeting held on 23rd January, 2023 has approved the Schemes of Arrangement for merger of Walwhan Renewable Energy Limited and its 19 Subsidiary Companies, TP Wind Power Limited, Tata Power Solar Systems Limited and Chirasthaayee Saurya Limited with the Company. Post regulatory and other necessary approvals, the merger would be accounted by applying the principles of Appendix C of Ind AS 103 - 'Business combinations of entities under common control' using pooling of interest method.
- 6 The company had allotted 2,00,000,000 Compulsorily Convertible Preference Shares ("CCPS") of face value of ₹100 each at par, on a private placement which was classified as Equity as at 31st March, 2023. During the year ended 31st March, 2024, the Company had allotted 8,36,18,348 equity shares (face value of ₹10 per share) at a premium of ₹ 229.18 per share against the said CCPS.
- 7 Previous period figures have been regrouped / reclassified wherever necessary, to conform with current period presentation.
- 8 The figures of the quarter ended 31st March, 2024 and 31st March, 2023 are the balancing figures between audited figures in respect of the full financial year and the unaudited year-to-date figures upto 31st December for respective years which were subjected to limited review.

For and on behalf of the Board of Directors

Deepesh Nanda

Chief Executive Officer and Managing Director

DIN 03151401

Place: Tirunelveli

Date : 25th April, 2024



Tata Power Renewable Energy Limited
Corporate Center, A Block, 34, Sant Tukaram Road,
Carnac Bunder, Mumbai 400 009.
Tel: 91 226717 1000 Extn: 1626

1/6

Independent Auditor's Report on Security Cover, Compliance with financial Covenants and book value of assets as at and year ended March 31, 2024 under Regulation 56(1)(d) of the Securities and Exchange Board of India (Listing Obligations and Disclosure Requirements) Regulations, 2015 (as amended) and SEBI Circular dated May 19, 2022 for submission to SBICAP Trustee Company Limited (the 'Debenture Trustee')

To
The Board of Directors
Tata Power Renewable Energy Limited
c/o The Tata Power Company Limited
Corporate Centre B, 34, Sant Tukaram Road,
Carnac Bunder Road, Mumbai,
Maharashtra - 400049

1. This Report is issued in accordance with the terms of the service scope letter dated April 24, 2024 and master engagement agreement dated October 15, 2022, as amended with Tata Power Renewable Energy Limited (hereinafter the "Company").
2. We, S R B C & CO LLP, Chartered Accountants, are the Statutory Auditors of the Company and have been requested by the Company to examine the accompanying Statement showing 'Security Cover as per the terms of Debenture Trust Deed, Compliance with financial covenants and book value of assets for rated, listed, secured, redeemable, non-convertible debentures of a nominal value of Rs. 10,00,000 (Rupees Ten lakh) each, aggregating to Rs. 500 crores due May 27, 2029 (hereinafter the "NCD1") and rated, listed, secured, redeemable, Series II non-convertible debentures of a nominal value of Rs. 10,00,000 (Rupees Ten lakh) each, aggregating to Rs. 400 crores due June 15, 2026 (hereinafter the "NCD2") as at and for the year ended March 31, 2024 (hereinafter the "Statement") which has been prepared by the Company from the audited standalone and consolidated financial results, underlying books of account and other relevant records and documents maintained by the Company as at and for the year ended March 31, 2024 pursuant to the requirements of the Regulation 56(1)(d) of the Securities and Exchange Board of India (Listing Obligations and Disclosure Requirements) Regulations, 2015, as amended, and SEBI Circular dated May 19, 2022 on Revised format of security cover certificate, monitoring and revision in timelines (hereinafter the "SEBI Regulations and SEBI Circular"), and has been initialed by us for identification purpose only.

This Report is required by the Company for the purpose of submission with SBICAP Trustee Company Limited (hereinafter the "Debenture Trustee") of the Company to ensure compliance with the SEBI Regulations and SEBI Circular in respect of its NCD 1 and NCD 2 ('Debentures'). The Company has entered into an agreement with the Debenture Trustee vide agreements dated July 16, 2019 (amended on December 31, 2019), and September 14, 2016 (amended on February 25, 2020) in respect of such Debentures.



Tata Power Renewables Energy Limited
Independent Auditor's Report on Security Cover, Compliance with financial covenants and Book value of assets
as at March 31, 2024

Page 2 of 5

Management's Responsibility

3. The preparation of the Statement is the responsibility of the Management of the Company including the preparation and maintenance of all accounting and other relevant supporting records and documents. This responsibility includes the design, implementation, and maintenance of internal control relevant to the preparation and presentation of the Statement and applying an appropriate basis of preparation and making estimates that are reasonable in the circumstances.
4. The Management of the Company is responsible for ensuring that the Company complies with all the relevant requirements of the SEBI Regulations and SEBI Circular including maintenance of hundred per cent security cover as per the terms of Debenture Trust Deed sufficient to discharge the principal amount and the interest thereon at all times for the non-convertible debt securities issued. The management is also responsible for providing all relevant information to the Debenture Trustee and for complying with all financial covenants as prescribed in the Debenture Trust Deeds dated July 16, 2019, and February 25, 2020 entered into between the Company and the Debenture Trustee ('Trust Deed').

Auditor's Responsibility

5. It is our responsibility to provide reasonable assurance as to whether:
 - (a) the Company has maintained hundred percent Security cover as per the terms of the Debenture Trust deed as at and for the year ended March 31, 2024;
 - (b) the Company is in compliance with the financial covenants as mentioned in the Debenture Trust Deed as at March 31, 2024; and
 - (c) book value of assets as included in the Statement are in agreement with the books of account underlying the standalone financial results of the company as at March 31, 2024.
6. We have performed audit of the standalone and consolidated financial results of the Company as at and for the year ended March 31, 2024, prepared by the Company pursuant to the requirements of Regulation 52 of the SEBI (Listing Obligations and Disclosure Requirements) Regulations, 2015, as amended, and issued an unmodified opinion dated April 25, 2024. Our audit of those standalone and consolidated financial results were conducted in accordance with the Standard on Auditing, as specified under section 143(10) of the Companies Act, 2013 and other applicable authoritative pronouncements issued by the Institute of Chartered Accountants of India ("ICAI"). Those Standards require that we plan and perform the audit to obtain reasonable assurance about whether the standalone and consolidated financial results are free of material misstatement.
7. We conducted our examination of the Statement in accordance with the Guidance Note on Reports or Certificates for Special Purposes issued by the ICAI. The Guidance Note requires that we comply with the ethical requirements of the Code of Ethics issued by the ICAI.



Tata Power Renewables Energy Limited
Independent Auditor's Report on Security Cover, Compliance with financial covenants and Book value of assets
as at March 31, 2024

Page 3 of 5

8. We have complied with the relevant applicable requirements of the Standard on Quality Control (SQC) 1, Quality Control for Firms that Perform Audits and Reviews of Historical Financial Information, and Other Assurance and Related Services Engagements.
9. Our scope of work did not involve us performing audit tests for the purposes of expressing an opinion on the fairness or accuracy of any of the financial information or the financial results of the Company taken as a whole. We have not performed an audit, the objective of which would be the expression of an opinion on the financial results, specified elements, accounts or items thereof, for the purpose of this report. Accordingly, we do not express such opinion.
10. A reasonable assurance engagement includes performing procedures to obtain sufficient appropriate evidence on the applicable criteria, mentioned in paragraph 5 above. The procedures selected depend on the auditor's judgment, including the assessment of the risks associated with the reporting criteria.

Accordingly, we have performed the following procedures in relation to the Statement:

- a) Obtained and read the Debenture Trust Deed dated July 16, 2019 in relation to NCD 1 and Debenture Trust Deed dated September 14, 2016 in relation to NCD 2 and noted that as per such debenture trust deed the Company is required to maintain 100 percent security cover with respect to NCD 1.
- b) Traced and agreed the principal amount and the interest thereon of the NCD 1 and NCD 2 outstanding as at March 31, 2024 to the audited Standalone and consolidated financial results of the Company and books of account maintained by the Company as at March 31, 2024.
- c) Obtained and read the list of security cover in respect of Debentures outstanding as per the Statement. Traced the value of assets from the audited Standalone financial results of the Company and books of account maintained by the Company as on March 31, 2024.
- d) Obtained the list of security created in the register of charges maintained by the Company and 'Form No. CHG-9' filed with Ministry of Corporate Affairs ('MCA') on September 19, 2020 and February 2, 2021 in respect of NCD 1 and on March 20, 2020 in respect of NCD 2. Traced the value of charge created against Assets to the Security Cover in the attached Statement. Based on the representations made by the management there are no further amendments in the securities created in respect of the Debentures, we have relied on the same and not performed any independent procedure in this regard.
- e) Obtained the list and value of assets placed under lien or encumbrance for the purpose of obtaining any other loan and determined that such assets are not included in the calculation of Security Cover in respect of secured listed non-convertible debt security.
- f) Examined and verified the arithmetical accuracy of the computation of Security Cover, in the accompanying Statement.



Tata Power Renewables Energy Limited
Independent Auditor's Report on Security Cover, Compliance with financial covenants and Book value of assets
as at March 31, 2024

Page 4 of 5

- g) Compared the Asset Cover with the Asset Cover required to be maintained as per Debenture Trust Deed.
- h) Obtained the Security Cover as determined by the management and evaluated whether the Company is required to maintain hundred percent security cover required to be maintained as per Trust Deed.
- i) Obtained the working of assets and liabilities presented in the respective columns in Annexures to the Statement and verified the same on test check basis and amounts appearing in the total column (column J) have been traced from audited standalone financial results for the year ended March 31, 2024.
- j) Obtained and verified the computation of Total Debt (not including financial indebtedness taken for the projects under construction) to EBITDA (Earnings before Interest, tax, depreciation and amortization) ratio from audited consolidated financial results of the Company and books of account maintained by the Company.
- k) With respect to covenants other than those mentioned in paragraph 10(j) above, the management has represented and confirmed that the Company has complied with all the other covenants, including affirmative, informative, and negative covenants, as prescribed in the information memorandum and / or Debenture Trust Deed, as at March 31, 2024. We have relied on the same and not performed any independent procedure in this regard.
- l) Performed necessary inquiries with the Management and obtained necessary representations.

Opinion

11. Based on the information, explanations and management representations provided and procedures performed by us as stated in paragraph 10 above, we are of the opinion that:
- a) The Company has maintained hundred percent security cover as per the terms of the Debenture Trust deed;
 - b) The Company is in compliance with all financial covenants as mentioned in the Debenture Trust Deed as at and for the year ended March 31, 2024; and
 - c) Book value of assets as reported in the Statement are in agreement with the audited standalone financial results as at March 31, 2024.



SRBC & CO LLP

Chartered Accountants

Tata Power Renewables Energy Limited
Independent Auditor's Report on Security Cover, Compliance with financial covenants and Book value of assets
as at March 31, 2024

Page 5 of 5

Restriction on Use

12. The Report has been issued at the request of the Company, solely in connection with the purpose mentioned in paragraph 2 above and to be submitted with the accompanying Statement to the Debenture Trustee and is not to be used or referred to for any other person. Accordingly, we do not accept or assume any liability or any duty of care for any other purpose or to any other person to whom this report is shown or into whose hands it may come. We have no responsibility to update this Report for events and circumstances occurring after the date of this report.

For SRBC & CO LLP
Chartered Accountants
ICAI Firm Registration Number: 324982E/E300003



per Suresh Yadav
Partner

Membership Number: 119878
UDIN: 24119878BKEKUS5800

Place of Signature: Mumbai

Date: April 25, 2024





Statement of Security Cover Ratio and other financial covenants as at March 31, 2024 ('Statement')

(a) Security Cover Ratio

Sl. No.	Particulars	March 31, 2024	Requirement as per Trust Deed	Applicable for
1	Exclusive Security Cover (Refer Annexure 1A)	1.00	1.00	NCD 1
2	Pari-Passu Security Cover (Refer Annexure 1A)	1.49	>1.00	NCD 1
3	Pari-Passu Security Cover (Refer Annexure 1B)	1.49	Not applicable (Refer note 3 below)	NCD 2

Notes:


- NCD 1: Rated, listed, secured, redeemable, non-convertible debentures of a nominal value of Rs. 10,00,000 (Rupees Ten lakh) each, aggregating to Rs. 500 crores due May 27, 2029 (hereinafter the "NCD1")
- NCD 2: Rated, listed, secured, redeemable, Series II non-convertible debentures of a nominal value of Rs. 10,00,000 (Rupees Ten lakh) each, aggregating to Rs. 400 crores due June 15, 2026
- No security cover requirement specified in debenture trust deed dated September 14, 2016 for NCD 2.

(b) Other Financial Covenants

Sl. No.	Particulars	March 31, 2024	Requirement as per Trust Deed	Applicable for
1	Total Debt to EBITDA (Refer below notes)	4.33	< 6x	NCD 1

Notes:

- This ratio has been calculated as per figure mentioned in Consolidated financial results as defined in terms of Information Memorandum and Debenture Trust Deed.
- Definition as per Debenture Trust Deed:
 - Total Debt: Total Debt means at any time the aggregate amount of all fund based borrowings of the Issuer without any double counting excluding subordinated debt or debt from promoters of the Issuer at consolidated levels. Further as per clarification received from Kotak bank on 28th April 2020, Capex LC will not be considered for the calculation of Total Debt amounting to Rs. 4,876 Crores. Also, supplier chain financing of Rs. 2,712 Crores has not been considered in total debt.
 - EBITDA: EBITDA shall mean earnings before interest, tax, depreciation and amortization (Profit before Tax + Finance Cost + Depreciation and Amortisation);






(c) List of debentures issued by the Company and outstanding as at March 31, 2024

Sl. No.	Particulars	Rate of Interest	Debenture Trustee	Debenture Trust Deed Date	Amount outstanding (Rs Cr)
1.	7.84% secured non - convertible debenture - Face Value 400 crore	9.29% (6M HDFC MCLR+ spread)	SBICAP Trustee Company Limited	September 14th , 2016 (amended on February 25, 2020)	330.00
2.	8.32% secured non - convertible debenture - Face Value 500 crore	9.87% (12 M MCLR)	SBICAP Trustee Company Limited	July 11, 2019 (amended on December 31, 2019 and September 11, 2020)	372.50
3	7.90% unsecured non - convertible debenture - Face Value 300 crore Unlisted	7.90% (fixed)	SBICAP Trustee Company Limited	September 15, 2022	300.00
4	7.90% unsecured non - convertible debenture - Face Value 300 crore Listed	7.90% (fixed)	SBICAP Trustee Company Limited	September 28, 2022	300.00
5	7.75% unsecured non - convertible debenture - Face Value 700 crore Listed	7.75% (fixed)	SBICAP Trustee Company Limited	May 31, 2023	700.00
	Total				2002.50

For and on behalf of Tata Power Renewable Energy Limited

Amit Mimani

Mr. Amit Mimani
Chief Financial Officer
Date: April 25, 2024



Annexure 1A									
Computation of Security Cover Ratio as on 31st March, 2024 for NCD 1 - Kotak 500 crores									
Column A	Column B	Column C	Column D	Column E	Column F	Column G	Column H	Column I	Column J
Particulars	Description of Assets for which this Certificate relate	Exclusive Charge		Parli- Passu Charge			Assets not offered as Security	Elimination on (amount in negative)	(Total C to H)
		Debt for which this certificate being issued	Other Secured Debt	Debt for which this Certificate being issued	Assets shared by pari passu debt holder (Includes debt for which this certificate is issued & other debt with paripassu charge)	Other assets on which there is pari- Passu charge (excluding Items Covered In column F)			
		Book Value	Book Value	Yes/ No	Book Value	Book Value			
Assets									
Property, Plant and Equipment	Building, Plant & Machinery, Furniture & Fixtures, Office Equipment, Motor Vehicle	125.37	734.58	Yes	1,923.04	6,523.94	42.91	-	9,349.84
Capital Work-in- Progress	Plants under construction including rooftops, etc.	-	-	Yes	4.28	-	340.69	-	344.97
Intangible Assets	Software	-	-	No	-	-	4.11	-	4.11
Right of Use Assets	Leasehold Land	-	6.92	Yes	47.03	419.75	0.43	-	474.13
Loans	Loans	-	-	No	-	-	8,109.16	-	8,109.16
Inventories	Stores and spares, Loose tools	-	-	Yes	3.73	-	1.14	-	4.87
Investments	Investments in Subsidiaries	-	-	No	-	-	5,346.55	-	5,346.55
Trade Receivables	Trade Receivables including unbilled revenue	7.35	69.73	Yes	79.39	213.79	120.07	-	490.33
Cash and Cash Equivalents	Cash and Cash Equivalents	-	-	No	-	-	724.21	-	724.21
Bank Balances other than Cash and Cash Equivalents	Bank Balances	-	-	No	-	-	38.16	-	38.16
Others (Refer Note 4)	Other Financial Assets, Investment in Mutual Funds, Other Current Assets, Other Non-current Assets, Non-current Tax Assets (Net)	-	15.04	No	-	1,007.98	211.76	-	1,234.78
Total		132.72	826.27		2,057.47	8,166.60	14,938.05	-	26,121.11
Liabilities									
Debt securities to which Certificate pertains	Borrowings	132.72	-	Yes	269.62	-	-	-	402.34
Other debt sharing pari-passu charge with above debt	Borrowings	-	621.28	Yes	1,114.58	4,067.72	-	-	5,803.58
Other Borrowings	Borrowings	-	-	No	-	-	7,595.18	-	7,595.18
Trade Payables	Trade Payables	-	-	No	-	-	207.34	-	207.34
Lease Liabilities	Lease Liabilities	-	-	No	-	-	271.86	-	271.86
Provisions	Provisions	-	-	No	-	-	33.31	-	33.31
Others (Refer Note 4)	Current Tax Liabilities, Deferred Tax Liabilities, Other Financial and Non Financial Liabilities, Equity Share Capital and Other Equity	-	-	No	-	-	11,807.50	-	11,807.50
Total		132.72	621.28	-	1,384.20	4,067.72	19,915.19	-	26,121.11
Cover on Book Value		1.00				1.49			


Notes:

- The above financial information has been extracted from the audited Standalone Financial Results for the year ended 31st March, 2024 and audited books of account maintained by the Company as at 31st March, 2024.
- The Company has created first charge on certain assets in accordance with the respective loan arrangements. The value of such assets at 31st March, 2024 has been presented either in Column C or Column D as applicable.
- The secured debt securities issued by the Company, for which this certificate is being issued, are secured by first charge present and future on Charanka assets movable and immovable assets and pari-passu charge present and future on MSEDCL and KREDL movable assets. Outstanding balance as at 31st March, 2024 has been bifurcated as follows in above table:
 - In Column C to the extent of value of assets on which exclusive charge has been created
 - In Column F - balance amount
- In respect of certain loans, assets shared by pari-passu debt holders including debt for which this certificate is issued & other debts which have been bifurcated in above table as follows:
 - Actual basis if the specific identification available in the loan/disbursement agreements
 - Allocated between Column F and Column G on the basis of agreed level of debt with the lenders on carrying value of respective Property, Plant and Equipment (PPE) after reducing specific borrowings for the said assets, if any.
- There is no outstanding liabilities as at 31st March, 2024 towards Property, Plant and Equipment (PPE) for which either exclusive or pari-passu charge has been created in respect of debt for which this certificate is issued and accordingly no adjustment has been made in the value of the said PPE.
- Right of Use assets for leasehold land have not been considered in the asset cover calculation unless its specifically mentioned in the respective debt agreements with the lenders.
- In respect of certain loans only a portion of loan is secured, the secured portion of such loan is disclosed in Column D and balance amount is considered as unsecured and disclosed in column H.
- The loan availed from State Bank of India (SBI) amounting to Rs 1,500 Crs is secured to the extent of Rs 74.68 crore (against assets of Palaswadi-I project). The loan is also backed by security of assets owned by multiple subsidiaries of the Company. Therefore, for the purpose of the asset cover computation of the Company, the balance loan apart from portion of the loan backed by Palaswadi-I has been classified as an unsecured loan.

For Tata Power Renewable Energy Limited

Amit Mimani

Amit Mimani
Chief Financial Officer
25th April 2024



Annexure 1B Computation of Security Cover Ratio as on 31st March, 2024 for NCD 2 - HDFC 575 crores									
Column A	Column B	Column C	Column D	Column E	Column F	Column G	Column H	Column I	Column J
Particulars	Description of Assets for which this Certificate relate	Exclusive Charge		Part- Passu Charge			Assets not offered as Security	Elimination on (amount in negative)	(Total C to I)
		Debt for which this certificate being Issued	Other Secured Debt	Debt for which this Certificate being Issued	Assets shared by pari passu debt holder (Includes debt for which this certificate is Issued & other debt with pari passu charge)	Other assets on which there is pari- Passu charge (excluding Items Covered in column F)			
		Book Value	Book Value	Yes/ No	Book Value	Book Value			
Assets									
Property, Plant and Equipment	Plant & Machinery, Furniture & Fixtures, Office Equipment, Motor Vehicle	-	859.95	Yes	1,923.04	6,523.94	42.91	-	9,349.84
Capital Work-in-Progress	Plants under construction including rooftops, etc.	-	-	Yes	4.28	-	340.69	-	344.97
Intangible Assets	Software	-	-	No	-	-	4.11	-	4.11
Right of Use Assets	Leasehold Land	-	6.92	Yes	47.03	419.75	0.43	-	474.13
Loans	Loans	-	-	No	-	-	8,109.16	-	8,109.16
Inventories	Stores and spares, Loose tools	-	-	Yes	3.73	1.14	-	-	4.87
Investments	Investments in Subsidiaries	-	-	No	-	-	5,346.55	-	5,346.55
Trade Receivables	Trade Receivables including unbilled revenue	-	77.08	Yes	79.39	213.79	120.07	-	490.33
Cash and Cash Equivalents	Cash and Cash Equivalents	-	-	No	-	-	724.21	-	724.21
Bank Balances other than Cash and Cash Equivalents	Bank Balances	-	-	No	-	-	38.16	-	38.16
Others (Refer Note 4)	Other Financial Assets, Investment in Mutual Funds, Other Current Assets, Other Non-current Assets, Non-current Tax Assets (Net)	-	15.04	No	-	1,007.98	211.76	-	1,234.78
Total		-	958.99		2,057.47	8,166.60	14,938.05	-	26,121.11
Liabilities									
Debt securities to which Certificate pertains	Borrowings	-	-	Yes	338.77	-	-	-	338.77
Other debt sharing pari-passu charge with above debt	Borrowings	-	754.00	Yes	1,045.43	4,067.72	-	-	5,867.15
Other Borrowings	Borrowings	-	-	No	-	-	7,595.18	-	7,595.18
Trade Payables	Trade Payables	-	-	No	-	-	207.34	-	207.34
Lease Liabilities	Lease Liabilities	-	-	No	-	-	271.86	-	271.86
Provisions	Provisions	-	-	No	-	-	33.31	-	33.31
Others (Refer Note 4)	Current Tax Liabilities, Deferred Tax Liabilities, Other Financial and Non Financial Liabilities, Equity Share Capital and Other Equity	-	-	No	-	-	11,807.50	-	11,807.50
Total		-	754.00	-	1,384.20	4,067.72	19,915.19	-	26,121.11
Cover on Book Value					1.49				

Notes:

- The above financial information has been extracted from the audited Standalone Financial Results for the year ended 31st March, 2024 and audited books of account maintained by the Company as at 31st March, 2024.
- The Company has created first charge on certain assets in accordance with the respective loan arrangements. The value of such assets at 31st March, 2024 has been presented either in Column C or Column D as applicable.
- The secured debt securities issued by the Company, for which this certificate is being issued, are secured by first charge present and future on Charanka assets and pari-passu charge present and future on MSEDCCL and KREDL movable assets and others assets. Outstanding balance as at 31st March, 2024 has been bifurcated as follows in above table:
 - In Column D to the extent of value of assets on which exclusive charge has been created
 - In Column F - balance amount
- In respect of certain loans, assets shared by pari-passu debt holders including debt for which this certificate is issued & other debts which have been bifurcated in above table as follows:
 - Actual basis if the specific identification available as the loan/disbursement agreements
 - Allocated between Column F and Column G on the basis of agreed level of debt with the lenders on carrying value of respective Property, Plant and Equipment (PPE) after reducing specific borrowings for the said assets, if any.
- There is no outstanding liabilities as at 31st March, 2024 towards Property, Plant and Equipment (PPE) for which either exclusive or pari-passu charge has been created in respect of debt for which this certificate is issued and accordingly no adjustment has been made in the value of the said PPE.
- Right of Use assets for leasehold land has not been considered in the asset cover calculation unless its specifically mentioned in the respective debt agreements with the lenders.
- In respect of certain loans only a portion of loan is secured, the secured portion of such loan is disclosed in Column D and balance amount is considered as unsecured and disclosed in Column H.
- The loan availed from SBI amounting to Rs 1,500 Crs is secured to the extent of Rs 74.68 crore (against assets of Palaswadi-I project). The loan is also backed by security of assets owned by multiple subsidiaries of the Company. Therefore, for the purpose of the asset cover computation of the Company, the balance loan apart from portion of the loan backed by Palaswadi-I has been classified as an unsecured loan.

For Tata Power Renewable Energy Limited

Anil Mmani

Anil Mmani
Chief Financial Officer
25th April 2024





25th April 2024

To,
National Stock Exchange of India Ltd.
Exchange Plaza, 5th Floor,
Plot No.C/1, 'G' Block,
Bandra-Kurla Complex,
Bandra (East),
Mumbai 400 051

Dear Sir / Ma'am,

Disclosure under Regulation 52(7) and (7A) of the SEBI (Listing Obligations and Disclosure Requirements), Regulations, 2015 for the quarter ended 31st March 2024

Pursuant to Regulation 52(7) and 7(A) of the Securities and Exchange Board of India (Listing Obligations and Disclosure Requirements) Regulations, 2015, as amended read with the SEBI Master Circular for listing obligations and disclosure requirements for Non-convertible Securities, Securitized Debt Instruments and/or Commercial Paper dated 29th July 2022, we hereby certify the following:

A. Statement of utilisation of issue proceeds:

Name of the Issuer	ISIN	Mode of Fund Raising (Public issues/ Private placement)	Type of instrument	Date of Raising funds	Amount Raised	Funds utilized	Any Deviation (Yes/ No)	If 8 is Yes, then specify the purpose for which the funds were utilized	Remarks, if any
1	2	3	4	5	6	7	8	9	10
Tata Power Renewable Energy Limited		The Company has not raised funds during the quarter ended 31 st March 2024.							

B. Statement of deviation/ variation in the use of issue proceeds :

Particulars	Remarks
Name of listed entity	Tata Power Renewable Energy Limited
Mode of fund raising	Public issue/Private placement
Type of instrument	Non-convertible Securities
Date of raising funds	The Company has not raised funds during the quarter ended 31 st March 2024.
Amount raised	NIL
Report filed for quarter ended	31 st March 2024.
Is there a deviation/variation in use of funds raised?	N.A.

Tata Power Renewable Energy Limited

CIN : U40108MH2007PLC168314

C/o The Tata Power Company Limited

Corporate Centre, A Block, 34 Sant Tukaram Road, Carnac Bunder, Mumbai 400 009

Tel: +91 22 6717 1000 Extn: 1626

Email: tprel@tatapower.com Website: www.tatapowerrenewables.com



Whether any approval is required to vary the objects of the issue stated in the prospectus/offer document?	N.A.
If Yes, details of the approval so required?	N.A.

Date of approval	N.A.
Explanation for the deviation/variation	N.A.
Comments of the audit committee after review	N.A.
Comments of the auditors, if any	N.A.

Objects for which funds have been raised and where there has been a deviation/variation, in the following table:

Original object	Modified object, if any	Original allocation	Modified allocation, if any	Funds utilised	Amount of deviation/variation for the quarter according to applicable object (in Rs Crore and in %)	Remarks, if any
N.A.						

Deviation could mean:

- Deviation in the objects or purposes for which the funds have been raised.
- Deviation in the amount of funds actually utilized as against what was originally disclosed.

For Tata Power Renewable Energy Limited

Name of Signatory : Jeraz E Mahernosh

Designation : Company Secretary

Date : 25th April 2024

Tata Power Renewable Energy Limited

CIN : U40108MH2007PLC168314

C/o The Tata Power Company Limited

Corporate Centre, A Block, 34 Sant Tukaram Road, Carnac Bunder, Mumbai 400 009

Tel: +91 22 6717 1000 Extn: 1626

Email: tprel@tatapower.com Website: www.tatapowerrenewables.com

Annexure - 1

													Additional disclosure of related party transactions - applicable only in case the related party transaction relates to loans, inter-corporate deposits, advances or investments made or given by the listed entity/subsidiary. These details need to be disclosed only once, during the reporting period when such transaction was undertaken.							
Details of the party (listed entity /subsidiary) entering into the transaction		Details of the counterparty							In case monies are due to either party as a result of the transaction		In case any financial indebtedness is incurred to make or give loans, inter-corporate deposits, advances or investments									
S.No	Details of the party (listed entity /subsidiary) entering into the transaction	PAN (First Party)	Name (Counterparty)	PAN (Counter Party)	Relationship of the counterparty	Type of related party transaction	Nature of transaction (In case of Any other transaction)	Value of the RPT as approved by ACM	Remarks	Value of transaction during the reporting period (Oct-Mar)	Opening balance (01.10.2023)	Closing balance (31.03.2024)	Nature of indebtedness (loan/issuance of debt/any other etc.)	Cost	Tenure	Nature (loan/advance/inter-corporate deposit/ investment)	Interest Rate (%)	Tenure	Secured/ unsecured	Purpose for which the funds will be utilized by the ultimate recipient of funds (end-usage)
1	Tata Power Renewable Energy Limited	AABC17118M	TP Solar Limited	AAACT5014D	Subsidiary Company	Interest received		58.49		58.49	24.78	0.14								
2	Tata Power Renewable Energy Limited	AABC17118M	TP Solar Limited	AAACT5014D	Subsidiary Company	Loan		1,371.66		1,371.66	1,019.41	2,132.07			ICD	8.70%	3 years 8 months	Unsecured	Business Purpose	
3	Tata Power Renewable Energy Limited	AABC17118M	TP Wind Power Limited	AAAC79295G	Subsidiary Company	Any other transaction	Other Receivable	-		-	0.07	0.07								
4	Tata Power Renewable Energy Limited	AABC17118M	Tata AIG General Insurance Company Limited	AAACT3518Q	Promoter Group	Purchase of goods or services		0.48		0.48	-	-								
5	Tata Power Renewable Energy Limited	AABC17118M	TP Akkalot Renewable Limited	AAACT0126H	Subsidiary Company	Loan		2.25		2.25	-	-			ICD	9.45%	15 years	Unsecured	Business purpose	
6	Tata Power Renewable Energy Limited	AABC17118M	TP Akkalot Renewable Limited	AAACT0126H	Subsidiary Company	Interest received		0.99		0.99	1.09	-								
7	Tata Power Renewable Energy Limited	AABC17118M	TP Akkalot Renewable Limited	AAACT0126H	Subsidiary Company	Loan		5.23		5.23	21.69	24.67			ICD	9.45%	15 years	Unsecured	Business purpose	
8	Tata Power Renewable Energy Limited	AABC17118M	Chirathoyar Surya Limited	AAACU2029A	Subsidiary Company	Interest received		2.55		2.55	-	-								
9	Tata Power Renewable Energy Limited	AABC17118M	TP Kiruli Limited	AAACT7810K	Subsidiary Company	Interest received		12.35		12.35	13.37	-								
10	Tata Power Renewable Energy Limited	AABC17118M	TP Kiruli Limited	AAACT7810K	Subsidiary Company	Loan		33.66		33.66	373.24	357.85			ICD	6.95%	3 years 3 months	Unsecured	Business Purpose	
11	Tata Power Renewable Energy Limited	AABC17118M	TP Kiruli Limited	AAACT7810K	Subsidiary Company	Loan		54.05		54.05	-	-			ICD	6.95%	3 years 3 months	Unsecured	Business Purpose	
12	Tata Power Renewable Energy Limited	AABC17118M	TP Kiruli Solar Limited	AAACT9729P	Subsidiary Company	Interest received		0.10		0.10	0.03	-								
13	Tata Power Renewable Energy Limited	AABC17118M	TP Kiruli Solar Limited	AAACT9729P	Subsidiary Company	Loan		8.32		8.32	-	-			ICD	8.67%	15 years	Unsecured	Business purpose	
14	Tata Power Renewable Energy Limited	AABC17118M	TP Kiruli Solar Limited	AAACT9729P	Subsidiary Company	Loan		12.91		12.91	0.42	5.01			ICD	8.67%	15 years	Unsecured	Business purpose	
15	Tata Power Renewable Energy Limited	AABC17118M	Madhon Power Limited	AAACM8705H	Fellow Subsidiary	Interest paid		-		-	-	-								
16	Tata Power Renewable Energy Limited	AABC17118M	Madhon Power Limited	AAACM8705H	Fellow Subsidiary	Loan		-		-	-	-			ICD	5.20%	2 months	Unsecured	Business Purpose	
17	Tata Power Renewable Energy Limited	AABC17118M	Madhon Power Limited	AAACM8705H	Fellow Subsidiary	Loan		-		-	-	-			ICD	5.20%	2 months	Unsecured	Business Purpose	
18	Tata Power Renewable Energy Limited	AABC17118M	Madhon Power Limited	AAACM8705H	Fellow Subsidiary	Any other transaction	Performance Pay Payable	-		-	0.03	0.03								
19	Tata Power Renewable Energy Limited	AABC17118M	TP Kiruli Limited	AAACT7810K	Subsidiary Company	Investment		-		-	0.05	0.05								
20	Tata Power Renewable Energy Limited	AABC17118M	Nivade Windfarm Limited	AAACN1946G	Subsidiary Company	Interest received		2.30		2.30	0.58	0.24								
21	Tata Power Renewable Energy Limited	AABC17118M	Tata Power EV Charging Solutions Limited	AAACT7962J	Subsidiary Company	Investment		-		-	0.05	0.05								
22	Tata Power Renewable Energy Limited	AABC17118M	Nivade Windfarm Limited	AAACN1946G	Subsidiary Company	Loan		160.37		160.37	15.52	114.20			ICD	8.41%	15 years	Unsecured	Business purpose	
23	Tata Power Renewable Energy Limited	AABC17118M	Nivade Windfarm Limited	AAACN1946G	Subsidiary Company	Loan		1.69		1.69	-	-			ICD	8.41%	15 years	Unsecured	Business purpose	
24	Tata Power Renewable Energy Limited	AABC17118M	Tata Communications Limited	AAACV2808C	Promoter Group	Any other transaction	Sale of investment	-		-	-	-								
25	Tata Power Renewable Energy Limited	AABC17118M	Poslavak Windfarm Limited	AAACF5434A	Subsidiary Company	Interest received		27.55		27.55	20.79	-								
26	Tata Power Renewable Energy Limited	AABC17118M	Tata Power Solar Systems Limited	AAACT4660J	Subsidiary Company	Purchase of goods or services		26.04		26.04	34.22	26.73								
27	Tata Power Renewable Energy Limited	AABC17118M	Tata Power Solar Systems Limited	AAACT4660J	Subsidiary Company	Purchase of Fixed Asset		294.88		294.88	155.96	180.34								
28	Tata Power Renewable Energy Limited	AABC17118M	TP Solapur Solar Limited	AAACT9634H	Subsidiary Company	Interest received		0.59		0.59	0.23	-								
29	Tata Power Renewable Energy Limited	AABC17118M	TP Solapur Solar Limited	AAACT9634H	Subsidiary Company	Loan		24.80		24.80	2.69	23.49			ICD	9.45%	15 years	Unsecured	Business purpose	
30	Tata Power Renewable Energy Limited	AABC17118M	TP Solapur Solar Limited	AAACT9634H	Subsidiary Company	Loan		4.01		4.01	-	-			ICD	9.45%	15 years	Unsecured	Business purpose	
31	Tata Power Renewable Energy Limited	AABC17118M	Tata Consulting Engineers Limited	AABCT0772E	Promoter Group	Purchase of goods or services		-		-	-	-								
32	Tata Power Renewable Energy Limited	AABC17118M	The Tata Power Company Limited	AAACT0054A	Ultimate holding company	Any other transaction	Other payable	-		-	1.01	-								
33	Tata Power Renewable Energy Limited	AABC17118M	The Tata Power Company Limited	AAACT0054A	Ultimate holding company	Any other transaction	Quantitative commission	1.18		1.18	1.22	-								
34	Tata Power Renewable Energy Limited	AABC17118M	The Tata Power Company Limited	AAACT0054A	Ultimate holding company	Any other transaction	Other Receivable	-		-	46.42	9.63								
35	Tata Power Renewable Energy Limited	AABC17118M	The Tata Power Company Limited	AAACT0054A	Ultimate holding company	Any other transaction	Purchase of investment from TPCL	-		-	-	-								
36	Tata Power Renewable Energy Limited	AABC17118M	The Tata Power Company Limited	AAACT0054A	Ultimate holding company	Investment		-		-	-	-								
37	Tata Power Renewable Energy Limited	AABC17118M	Tata Power Green Energy Limited	AAAD78785B	Subsidiary Company	Interest received		11.90		11.90	13.76	-								
38	Tata Power Renewable Energy Limited	AABC17118M	Tata Power Green Energy Limited	AAAD78785B	Subsidiary Company	Loan		87.88		87.88	-	367.82			ICD	6.95%	3 years 3 months	Unsecured	Business purpose	
39	Tata Power Renewable Energy Limited	AABC17118M	TP Green Nature Limited	AAACT5917H	Subsidiary Company	Any other transaction	Payment made on behalf	-		-	0.08	-								
40	Tata Power Renewable Energy Limited	AABC17118M	TP Green Nature Limited	AAACT5917H	Subsidiary Company	Sale of food items		-0.00		-0.00	3.20	1.88								
41	Tata Power Renewable Energy Limited	AABC17118M	TP Green Nature Limited	AAACT5917H	Subsidiary Company	Any other transaction	Leasing of Premises	2.53		2.53	0.31	-								
42	Tata Power Renewable Energy Limited	AABC17118M	TP Green Nature Limited	AAACT5917H	Subsidiary Company	Interest received		3.73		3.73	2.32	-								




S. No	Details of the party (listed entity/ subsidiary) entering into the transaction	PAN (First Party)	Name (Counterparty)	PAN (Counter Party)	Relationship of the counterparty	Type of related party transaction	Nature of transaction (In case of Any other transaction)	Value of the RPT as approved by ACM	Remarks	Value of transaction during the reporting period (Oct-Mar)	Opening balance (01.10.2023)	Closing balance (31.03.2024)	Nature of indebtedness (loan/ issuance of debt/ any other etc)	Cost	Tenure	Nature (loan/ advance/ inter-corporate deposit/ investment)	Interest Rate (%)	Tenure	Secured/ unsecured	Purpose for which the funds will be utilized by the ultimate recipient of funds (end-use)
43	Tata Power Renewable Energy Limited	AABC7118M	TP Solar Limited	AAACT5014D	Subsidiary Company	Investment		-		-	0.05	0.05								
44	Tata Power Renewable Energy Limited	AABC7118M	TP Green Nature Limited	AAACT5017H	Subsidiary Company	Loan		66.07		66.07	45.97	103.18			ICD	9.45%	15 years	Unsecured	Business Purpose	
45	Tata Power Renewable Energy Limited	AABC7118M	TP Green Nature Limited	AAACT5017H	Subsidiary Company	Loan		8.86		8.86	-	-			ICD	9.45%	15 years	Unsecured	Business Purpose	
46	Tata Power Renewable Energy Limited	AABC7118M	Tata Power Solar Systems Limited	AAACT4660J	Subsidiary Company	Interest paid		0.64		0.64	-	0.52								
47	Tata Power Renewable Energy Limited	AABC7118M	Tata Power Solar Systems Limited	AAACT4660J	Subsidiary Company	Interest received		-		-	-	-								
48	Tata Power Renewable Energy Limited	AABC7118M	Tata Power Solar Systems Limited	AAACT4660J	Subsidiary Company	Loan		-		-	-	-								
49	Tata Power Renewable Energy Limited	AABC7118M	Tata Power Solar Systems Limited	AAACT4660J	Subsidiary Company	Loan		-		-	-	-								
50	Tata Power Renewable Energy Limited	AABC7118M	TP Wind Power Limited	AAACT9299G	Subsidiary Company	Interest received		0.01		0.01	0.00	-								
51	Tata Power Renewable Energy Limited	AABC7118M	TP Wind Power Limited	AAACT9299G	Subsidiary Company	Interest paid		0.84		0.84	-	-								
52	Tata Power Renewable Energy Limited	AABC7118M	TP Wind Power Limited	AAACT9299G	Subsidiary Company	Loan		0.13		0.13	-	-			ICD	6.95%	3 years 3 months	Unsecured	Business purpose	
53	Tata Power Renewable Energy Limited	AABC7118M	Waluhan Renewable Energy Limited	AAACT9092M	Subsidiary Company	Interest paid		55.74		55.74	36.60	-								
54	Tata Power Renewable Energy Limited	AABC7118M	Waluhan Renewable Energy Limited	AAACT9092M	Subsidiary Company	Loan		384.53		384.53	-	-			ICD	6.95%	3 years 3 months	Unsecured	Business Purpose	
55	Tata Power Renewable Energy Limited	AABC7118M	Tata Power EV Charging Solutions Limited	AAACT9962J	Subsidiary Company	Interest received		9.04		9.04	7.36	0.60								
56	Tata Power Renewable Energy Limited	AABC7118M	Tata Power EV Charging Solutions Limited	AAACT9962J	Subsidiary Company	Loan		108.50		108.50	229.88	299.63			ICD	6.95%	3 years 3 months	Unsecured	Business Purpose	
57	Tata Power Renewable Energy Limited	AABC7118M	Tata Power EV Charging Solutions Limited	AAACT9962J	Subsidiary Company	Any other transaction	Other Receivable	-		-	2.69	1.24								
58	Tata Power Renewable Energy Limited	AABC7118M	Waluhan Renewable Energy Limited	AAACT9092M	Subsidiary Company	Any other transaction	Net Transfer out of Employee benefit liability	-		-	0.66	-								
59	Tata Power Renewable Energy Limited	AABC7118M	The Tata Power Company Limited	AAACT0054A	Ultimate holding company	Interest paid		-		-	-	-								
60	Tata Power Renewable Energy Limited	AABC7118M	Vagari Windfarm Limited	AAACT7871E	Subsidiary Company	Sale of goods or services		-		-	0.01	0.01								
61	Tata Power Renewable Energy Limited	AABC7118M	Tata Power Green Energy Limited	AAACT8783B	Subsidiary Company	Sale of goods or services		-		-	0.86	-								
62	Tata Power Renewable Energy Limited	AABC7118M	TP Akhalot Renewable Limited	AAACT0120I	Subsidiary Company	Any other transaction	Other Receivable	-		-	0.01	-								
63	Tata Power Renewable Energy Limited	AABC7118M	Waluhan Renewable Energy Limited	AAACT9092M	Subsidiary Company	Any other transaction	Bank Guarantees given on behalf of	-		-	-	15.10								
64	Tata Power Renewable Energy Limited	AABC7118M	TP Kirali Limited	AAACT7810K	Subsidiary Company	Any other transaction	Other Receivable	-		-	0.01	-								
65	Tata Power Renewable Energy Limited	AABC7118M	Waluhan Renewable Energy Limited	AAACT9092M	Subsidiary Company	Loan		765.87		765.87	1,287.05	1,658.39			ICD	6.95%	3 years 3 months	Unsecured	Business Purpose	
66	Tata Power Renewable Energy Limited	AABC7118M	Nivada Windfarm Limited	AAACT9460J	Subsidiary Company	Any other transaction	Other Receivable	-		-	0.66	-								
67	Tata Power Renewable Energy Limited	AABC7118M	Nivada Windfarm Limited	AAACT9460J	Subsidiary Company	Sale of fixed assets		-		-	1.01	-								
68	Tata Power Renewable Energy Limited	AABC7118M	Nivada Windfarm Limited	AAACT9460J	Subsidiary Company	Any other transaction	Rental income on lease	3.36		3.36	0.12	3.70								
69	Tata Power Renewable Energy Limited	AABC7118M	Tata Power Solar Systems Limited	AAACT4660J	Subsidiary Company	Investment		-		-	869.44	869.44								
70	Tata Power Renewable Energy Limited	AABC7118M	Tata Power Green Energy Limited	AAACT8783B	Subsidiary Company	Investment		-		-	147.49	147.49								
71	Tata Power Renewable Energy Limited	AABC7118M	TP Adhri Solar Limited	AAACT6493J	Subsidiary Company	Investment		0.60		0.60	-	-								
72	Tata Power Renewable Energy Limited	AABC7118M	Tata Consultancy Services Limited	AAACT8449R	Promoter Group	Purchase of goods or services		-		-	-	-								
73	Tata Power Renewable Energy Limited	AABC7118M	Tata Power Trading Company Limited	AAACT8887A	Fellow Subsidiary	Any other transaction	Other Payables	-		-	0.01	0.01								
74	Tata Power Renewable Energy Limited	AABC7118M	Tata Communications Limited	AAACT2808C	Promoter Group	Purchase of goods or services		-		-	-	-								
75	Tata Power Renewable Energy Limited	AABC7118M	Tata Autocomp Systems Limited	AAACT1848E	Promoter Group	Sale of goods or services		1.29		1.29	0.07	0.01								
76	Tata Power Renewable Energy Limited	AABC7118M	TP Saurya Limited	AAACT9947K	Subsidiary Company	Interest received		68.47		68.47	55.50	-								
77	Tata Power Renewable Energy Limited	AABC7118M	TP Solapur Solar Limited	AAACT9834H	Subsidiary Company	Sale of goods or services		-		-	0.25	0.24								
78	Tata Power Renewable Energy Limited	AABC7118M	TP Solapur Solar Limited	AAACT9834H	Subsidiary Company	Purchase of Fixed Asset		-		-	2.58	-								
79	Tata Power Renewable Energy Limited	AABC7118M	TP Kirali Limited	AAACT7810K	Subsidiary Company	Sale of goods or services		-		-	0.37	-								
80	Tata Power Renewable Energy Limited	AABC7118M	TP Solapur Saurya Limited	AAACT6376K	Subsidiary Company	Investment		0.01		0.01	13.16	13.16								
81	Tata Power Renewable Energy Limited	AABC7118M	The Tata Power Company Limited	AAACT0054A	Ultimate holding company	Any other transaction	Net Transfer in of Employee benefit liability - receivable	-		-	-	-								
82	Tata Power Renewable Energy Limited	AABC7118M	Tata AIG General Insurance Company Limited	AAACT5118Q	Promoter Group	Any other transaction	Other Income- Insurance claims received	22.18		22.18	-	1.37								
83	Tata Power Renewable Energy Limited	AABC7118M	TP Kirali Solar Limited	AAACT9729P	Subsidiary Company	Any other transaction	Other Payable	-		-	-	-								
84	Tata Power Renewable Energy Limited	AABC7118M	TP Kirali Solar Limited	AAACT9729P	Subsidiary Company	Sale of goods or services		-		-	0.39	0.39								
85	Tata Power Renewable Energy Limited	AABC7118M	The Tata Power Company Limited	AAACT0054A	Ultimate holding company	Purchase of goods or services		10.95		10.95	27.76	14.35								
86	Tata Power Renewable Energy Limited	AABC7118M	Tata Sona Private Limited	AAACT4069A	Promoter	Purchase of goods or services		2.98		2.98	2.33	6.27								
87	Tata Power Renewable Energy Limited	AABC7118M	Poolvadi Windfarm Limited	AAACT5434A	Subsidiary Company	Sale of fixed assets		0.00		0.00	3.43	2.71								
88	Tata Power Renewable Energy Limited	AABC7118M	Vagari Windfarm Limited	AAACT7871E	Subsidiary Company	Interest received		5.69		5.69	2.87	-								
89	Tata Power Renewable Energy Limited	AABC7118M	Poolvadi Windfarm Limited	AAACT4334A	Subsidiary Company	Any other transaction	Lease Income	4.30		4.30	5.72	6.36								
90	Tata Power Renewable Energy Limited	AABC7118M	TP Saurya Limited	AAACT9947K	Subsidiary Company	Loan		2,085.15		2,085.15	2,103.08	2,268.70			ICD	6.95%	3 years 3 months	Unsecured	Business Purpose	
91	Tata Power Renewable Energy Limited	AABC7118M	TP Wind Power Limited	AAACT9299G	Subsidiary Company	Loan		-		-	0.13	-			ICD	6.95%	3 years 3 months	Unsecured	Business purpose	




S. No	Details of the party (listed entity/ subsidiary) entering into the transaction	PAN (First Party)	Name (Counterparty)	PAN (Counter Party)	Relationship of the counterparty	Type of related party transaction	Nature of transaction (In case of any other transaction)	Value of the RPT as approved by ACM	Remarks	Value of transaction during the reporting period (Oct-May)	Opening balance (01.10.2023)	Closing balance (31.03.2024)	Nature of indebtedness (loan/ issuance of debt/ any other etc.)	Cost	Tenure	Nature (loan/ advance/ inter-corporate deposit/ investment)	Interest Rate (%)	Tenure	Secured/ unsecured	Purpose for which the funds will be utilised by the ultimate recipient of funds (end-use)
92	Tata Power Renewable Energy Limited	AABC17118M	TP Wind Power Limited	AAAC79295D	Subsidiary Company	Loan		2.50		2.50	-				ICD	6.95%	3 years 3 months	Unsecured	Business purpose	
93	Tata Power Renewable Energy Limited	AABC17118M	TP Wind Power Limited	AAAC79295D	Subsidiary Company	Loan		29.95		29.95		27.45			ICD	8.67%	13 years 5 months	Unsecured	Business purpose	
94	Tata Power Renewable Energy Limited	AABC17118M	Tata Power Green Energy Limited	AAAM78785B	Subsidiary Company	Loan		80.70		80.70	375.04				ICD	6.95%	3 years 3 months	Unsecured	Business purpose	
95	Tata Power Renewable Energy Limited	AABC17118M	Poshivadi Windfarm Limited	AAAC79543A	Subsidiary Company	Loan		65.25		65.25	602.37	523.31			ICD	9.45%	15 years	Unsecured	Business purpose	
96	Tata Power Renewable Energy Limited	AABC17118M	Chirashiyee Saurya Limited	AAAC79602A	Subsidiary Company	Loan		-		-	59.70	59.70			ICD	8.70%	13 years	Unsecured	Business purpose	
97	Tata Power Renewable Energy Limited	AABC17118M	The Tata Power Company Limited	AAAC7054A	Ultimate holding company	Sale of goods or services		93.71		93.71	66.75	47.76								
98	Tata Power Renewable Energy Limited	AABC17118M	Vaganni Windfarm Limited	AAFCV7871E	Subsidiary Company	Loan		7.05		7.05	117.43	122.38			ICD	12.00%	14 years 7 months	Unsecured	Business purpose	
104	Tata Power Renewable Energy Limited	AABC17118M	TP Renewable Microgrid Limited	AAAC7076A	Fellow Subsidiary	Any other transaction	Transfer in of Employee benefit liability from	-		-	0.03									
107	Tata Power Renewable Energy Limited	AABC17118M	Tata Lockheed Martin Aerostructures Limited	AAAC75980N	Promoter Group	Sale of goods or services		0.76		0.76	-									
108	Tata Power Renewable Energy Limited	AABC17118M	Titan Engineering & Automation Limited	AAAC73042H	Promoter Group	Sale of goods or services		0.50		0.50	-	0.04								
109	Tata Power Renewable Energy Limited	AABC17118M	Tata Motors Limited	AAAC72727Q	Promoter Group	Sale of goods or services		18.20		18.20	-	2.15								
110	Tata Power Renewable Energy Limited	AABC17118M	Tata Consumer Products Limited	AAAC76002K	Promoter Group	Sale of goods or services		0.80		0.80	-	0.12								
114	Tata Power Renewable Energy Limited	AABC17118M	Tata Steel Processing and Distribution Limited	AAAC71029L	Promoter Group	Sale of goods or services		4.12		4.12	-	0.08								
116	Tata Power Renewable Energy Limited	AABC17118M	TP Arya Saurya Limited	AAAC76539H	Subsidiary Company	Loan		40.03		40.03	10.63	47.36			ICD	8.52%	2 years 2 months	Unsecured	Business purpose	
117	Tata Power Renewable Energy Limited	AABC17118M	TP Arya Saurya Limited	AAAC76539H	Subsidiary Company	Interest received		1.45		1.45	0.11	-								
118	Tata Power Renewable Energy Limited	AABC17118M	TP Kimuli Solar Limited	AAAC79729P	Subsidiary Company	Investment		-		-	11.18	11.18								
120	Tata Power Renewable Energy Limited	AABC17118M	TP Arya Saurya Limited	AAAC76539H	Subsidiary Company	Any other transaction	Expenses Paid on behalf of subsidiary	-		-	0.42	0.40								
121	Tata Power Renewable Energy Limited	AABC17118M	TP Solapur Solar Limited	AAAC78834H	Subsidiary Company	Investment		-		-	9.48	9.48								
122	Tata Power Renewable Energy Limited	AABC17118M	TP Bhaskar Renewables Limited	AAAC78765B	Subsidiary Company	Loan		12.20		12.20	41.17	34.77			ICD	8.37%	2 years 2 months	Unsecured	Business purpose	
123	Tata Power Renewable Energy Limited	AABC17118M	TP Bhaskar Renewables Limited	AAAC78765B	Subsidiary Company	Interest received		1.45		1.45	0.52	-								
125	Tata Power Renewable Energy Limited	AABC17118M	TP Saurya Limited	AAAC78947K	Subsidiary Company	Investment		-		-	0.05	0.05								
127	Tata Power Renewable Energy Limited	AABC17118M	TP Ekadash Limited	AAAC76729P	Subsidiary Company	Loan		26.91		26.91	16.99	37.12			ICD	8.37%	2 years 2 months	Unsecured	Business purpose	
128	Tata Power Renewable Energy Limited	AABC17118M	TP Ekadash Limited	AAAC76729P	Subsidiary Company	Interest received		1.06		1.06	0.14	-								
129	Tata Power Renewable Energy Limited	AABC17118M	TP Akshat Renewable Limited	AAAC70126H	Subsidiary Company	Investment		-		-	9.58	9.58								
130	Tata Power Renewable Energy Limited	AABC17118M	TP Roofrja Renewables Limited	AAAC70453M	Subsidiary Company	Investment		-		-	0.05	0.05								
132	TP Namada Solar Limited	AAAC7874J	TP Bhaskar Renewables Limited	AAAC78765B	Subsidiary Company	Any other transaction	Reimbursement of expense incurred by	NA	ACM Formation is not required	0.01	-	0.01								
134	Tata Power Renewable Energy Limited	AABC17118M	TP Namada Solar Limited	AAAC7874J	Subsidiary Company	Loan		7.71		7.71	10.68	17.34			ICD	8.52%	2 years 2 months	Unsecured	Business purpose	
135	Tata Power Renewable Energy Limited	AABC17118M	TP Namada Solar Limited	AAAC7874J	Subsidiary Company	Interest received		0.55		0.55	0.09	-								
136	Tata Power Renewable Energy Limited	AABC17118M	Poshivadi Windfarm Limited	AAAC79543A	Subsidiary Company	Loan		142.31		142.31	-				ICD	9.45%	15 years	Unsecured	Business purpose	
137	Tata Power Renewable Energy Limited	AABC17118M	TP Saurya Limited	AAAC78947K	Subsidiary Company	Loan		1,919.53		1,919.53	-				ICD	6.95%	3 years 3 months	Unsecured	Business Purpose	
139	Tata Power Renewable Energy Limited	AABC17118M	TP Solapur Saurya Limited	AAAC7676K	Subsidiary Company	Interest received		2.05		2.05	2.65	-								
140	Tata Power Renewable Energy Limited	AABC17118M	TP Solapur Saurya Limited	AAAC7676K	Subsidiary Company	Loan		8.57		8.57	55.67	42.54			ICD	9.45%	15 years	Unsecured	Business purpose	
141	Tata Power Renewable Energy Limited	AABC17118M	TP Solapur Saurya Limited	AAAC7676K	Subsidiary Company	Loan		21.70		21.70	-				ICD	9.45%	15 years	Unsecured	Business purpose	
142	Tata Power Renewable Energy Limited	AABC17118M	Sapa Windfarm Limited	AAAC78924R	Subsidiary Company	Investment		-		-	10.82	10.82								
143	Tata Power Renewable Energy Limited	AABC17118M	TP Solar Limited	AAAC75014D	Subsidiary Company	Any other transaction	Other Receivable	0.43		0.43	36.89	37.32								
144	Tata Power Renewable Energy Limited	AABC17118M	TP Hashed Limited	AAAC75107B	Subsidiary Company	Investment		-		-	0.04	0.04								
145	Tata Power Renewable Energy Limited	AABC17118M	TP Green Nature Limited	AAAC75917H	Subsidiary Company	Investment		-		-	18.74	18.74								
147	Tata Power Renewable Energy Limited	AABC17118M	TP Viva Green Limited	AAAC79058N	Subsidiary Company	Loan		20.30		20.30	0.28	13.23			ICD	8.52%	2 years 2 months	Unsecured	Business purpose	
148	Tata Power Renewable Energy Limited	AABC17118M	TP Viva Green Limited	AAAC79058N	Subsidiary Company	Interest received		0.57		0.57	0.01	-								
152	Tata Power Renewable Energy Limited	AABC17118M	Vaganni Windfarm Limited	AAFCV7871E	Subsidiary Company	Loan		2.10		2.10	-				ICD	12.00%	14 years 7 months	Unsecured	Business Purpose	
153	Tata Power Renewable Energy Limited	AABC17118M	Wathana Solar AP Limited	AAACV7599M	Subsidiary Company	Any other transaction	Other Income & Other Receivable	-0.00		-0.00	0.01	0.01								
156	Tata Power Renewable Energy Limited	AABC17118M	Tata Power EV Charging Solutions Limited	AAAC7862J	Subsidiary Company	Loan		38.75		38.75	-				ICD	6.95%	3 years 3 months	Unsecured	Business Purpose	
157	Tata Power Renewable Energy Limited	AABC17118M	TP Adhrit Solar Limited	AAAC76493J	Subsidiary Company	Investment		30.06		30.06	0.04	30.10								
158	Tata Power Renewable Energy Limited	AABC17118M	TP Arya Saurya Limited	AAAC76539H	Subsidiary Company	Investment		18.80		18.80	18.84	18.84								
159	Tata Power Renewable Energy Limited	AABC17118M	TP Saurya Bandha Limited	AAAC76604L	Subsidiary Company	Investment		34.70		34.70	0.04	34.74								
160	Tata Power Renewable Energy Limited	AABC17118M	TP Ekadash Limited	AAAC76729P	Subsidiary Company	Investment		14.12		14.12	0.04	14.16								
161	Tata Power Renewable Energy Limited	AABC17118M	TP Gayadhar Creative Limited	AAAC78766C	Subsidiary Company	Investment		-		-	51.46	51.43								
162	Tata Power Renewable Energy Limited	AABC17118M	TP Namada Solar Limited	AAAC7874J	Subsidiary Company	Investment		0.00		0.00	0.05	6.06								
163	Tata Power Renewable Energy Limited	AABC17118M	TP Bhaskar Renewables Limited	AAAC78765B	Subsidiary Company	Investment		0.00		0.00	12.81	12.81								
164	Tata Power Renewable Energy Limited	AABC17118M	TP Solapur Saurya Limited	AAAC7676K	Subsidiary Company	Sale of fixed assets		-		-	2.15	0.18								




S. No	Details of the party (listed entity/ subsidiary) entering into the transaction	PAN (First Party)	Name (Counterparty)	PAN (Counter Party)	Relationship of the counterparty	Type of related party transaction	Nature of transaction (In case of Any other transaction)	Value of the RPT as approved by ACM	Remarks	Value of transaction during the reporting period (Oct-Mar)	Opening balance (01.10.2023)	Closing balance (31.03.2024)	Nature of Indebtedness (loan/ issuance of debt/ any other etc)	Cost	Tenure	Nature (loan/ advance/ inter-corporate deposit/ investment)	Interest Rate (%)	Tenure	Secured/ unsecured	Purpose for which the funds will be utilized by the ultimate recipient of funds (end-use)
165	Tata Power Renewable Energy Limited	AABC7118M	Posiladi Windfarm Limited	AAJCP543AA	Subsidiary Company	Investment		115.96		115.96	69.63	185.59								
166	Tata Power Renewable Energy Limited	AABC7118M	TP Adhava Solar Limited	AAJCT8743H	Subsidiary Company	Investment		-		-	0.05	0.05								
167	Tata Power Renewable Energy Limited	AABC7118M	TP Viva Green Limited	AAJCT9259N	Subsidiary Company	Investment		-0.09		-0.09	4.94	-4.94								
168	Tata Power Renewable Energy Limited	AABC7118M	TP Vaidhyan Saurya Limited	AAJCT9228C	Subsidiary Company	Investment		-		-	0.05	0.04								
169	Tata Power Renewable Energy Limited	AABC7118M	TP Kastureya Saurya Limited	AAJCT9184C	Subsidiary Company	Investment		23.91		23.91	0.05	23.95								
170	Tata Power Renewable Energy Limited	AABC7118M	TP Alpha Limited	AAJCT7263K	Subsidiary Company	Investment		34.69		34.69	0.05	34.73								
171	Tata Power Renewable Energy Limited	AABC7118M	TP Vivan Limited	AAJCT7285P	Subsidiary Company	Investment		-		-	0.05	0.05								
173	Tata Power Renewable Energy Limited	AABC7118M	TP Saurya Bandha Limited	AAJCT6691L	Subsidiary Company	Loan		53.98		53.98	108.88	121.86			ICD	8.42%	13 years 8 months	Unsecured	Business purpose	
174	Tata Power Renewable Energy Limited	AABC7118M	TP Saurya Bandha Limited	AAJCT6691L	Subsidiary Company	Interest received		4.66		4.66	1.38	-								
175	Tata Power Renewable Energy Limited	AABC7118M	TP Saurya Bandha Limited	AAJCT6691L	Subsidiary Company	Any other transaction	Other receivable	-		-	0.16	-								
176	Tata Power Renewable Energy Limited	AABC7118M	TP Misway Limited	AAJCT3399E	Subsidiary Company	Investment		3.83		3.83	0.05	3.86								
177	Tata Power Renewable Energy Limited	AABC7118M	TP Agataya Limited	AAJCT3187E	Subsidiary Company	Investment		7.23		7.23	0.05	7.26								
178	Tata Power Renewable Energy Limited	AABC7118M	TP Kirnoli Solar Limited	AAJCT9729P	Subsidiary Company	Sale of goods or services		0.00		0.00	2.94	-								
179	Tata Power Renewable Energy Limited	AABC7118M	TP Akkalkot Renewable Limited	AAJCT0120H	Subsidiary Company	Any other transaction	Leasing of Premises	0.16		0.16	0.23	0.23								
180	Tata Power Renewable Energy Limited	AABC7118M	TP Akkalkot Renewable Limited	AAJCT0120H	Subsidiary Company	Sale of fixed assets		0.00		0.00	2.56	-								
181	Tata Power Renewable Energy Limited	AABC7118M	Nivade Windfarm Limited	AAJCN1946G	Subsidiary Company	Investment		-		-	5.24	5.24								
182	Tata Power Renewable Energy Limited	AABC7118M	TP Samilsh Limited	AAJCT3392K	Subsidiary Company	Investment		-		-	0.05	0.04								
183	Tata Power Renewable Energy Limited	AABC7118M	TP Wind Power Limited	AAJCN19293G	Subsidiary Company	Investment		-		-	84.13	84.13								
184	Tata Power Renewable Energy Limited	AABC7118M	Vagrat Windfarm Limited	AAJCV7871E	Subsidiary Company	Investment		-		-	0.36	0.36								
185	Tata Power Renewable Energy Limited	AABC7118M	Wohshan Renewable Energy Limited	AAJCN3692M	Subsidiary Company	Investment		-		-	3,733.36	3,733.36								
186	Tata Power Renewable Energy Limited	AABC7118M	Northwest Energy Private Limited	AAJCN284289N	Subsidiary Company	Any other transaction	Other expenses	-		-	0.01	-								
188	Tata Power Renewable Energy Limited	AABC7118M	Anjali Bansal	AAJBP9029Z	Key Managerial Personnel	Any other transaction	Directors Sitting Fees	0.02		0.02	-	-								
189	Tata Power Renewable Energy Limited	AABC7118M	Ravi Mehrotra	AAJBP4559P	Key Managerial Personnel	Any other transaction	Directors Sitting Fees	0.02		0.02	-	-								
190	Tata Power Renewable Energy Limited	AABC7118M	Sanjay Vijay Bhushakar	AAJBP9927B	Key Managerial Personnel	Any other transaction	Directors Sitting Fees	0.00		0.00	-	-								
191	Tata Power Renewable Energy Limited	AABC7118M	Suresh Agrawal	AAJBP47428L	Key Managerial Personnel	Any other transaction	Directors Sitting Fees	0.01		0.01	-	-								
192	Tata Power Renewable Energy Limited	AABC7118M	Sheelapathy Chauder	BJLPS0626R	Key Managerial Personnel	Any other transaction	Directors Sitting Fees	0.02		0.02	-	-								
193	Tata Power Renewable Energy Limited	AABC7118M	Vagrat Windfarm Limited	AAJCV7871E	Subsidiary Company	Any other transaction	Other Payable	0.28		0.28	0.01	0.29								
196	Tata Power Renewable Energy Limited	AABC7118M	Tata Power EV Charging Solutions Limited	AAJCT7282J	Subsidiary Company	Any other transaction	Other Payables	0.47		0.47	-	-								
199	Tata Power Renewable Energy Limited	AABC7118M	TP Solar Limited	AAJCT5014D	Subsidiary Company	Loan		259.60		259.60	-	-			ICD	8.76%	3 years 8 months	Unsecured	Business Purpose	
201	Tata Power Renewable Energy Limited	AABC7118M	Tata Power Green Energy Limited	AAJCT8783B	Subsidiary Company	Any other transaction	Other Payable	-		-	-	0.07								
202	Tata Power Renewable Energy Limited	AABC7118M	TP Kirnoli Solar Limited	AAJCT9729P	Subsidiary Company	Any other transaction	Rental income on lease	0.31		0.31	-	0.02								
203	Tata Power Renewable Energy Limited	AABC7118M	TP Kirnoli Solar Limited	AAJCT9729P	Subsidiary Company	Loan		0.68		0.68	-	-				8.69%	22 days	Unsecured	Business Purpose	
204	Tata Power Renewable Energy Limited	AABC7118M	TP Kirnoli Solar Limited	AAJCT9729P	Subsidiary Company	Loan		0.68		0.68	-	-				8.69%	22 days	Unsecured	Business Purpose	
205	Tata Power Renewable Energy Limited	AABC7118M	TP Solapur Solar Limited	AAJCT8834H	Subsidiary Company	Any other transaction	Rental income on lease	1.05		1.05	-	0.86								
211	Tata Power Renewable Energy Limited	AABC7118M	TP Bladash Limited	AAJCT6729P	Subsidiary Company	Any other transaction	Rental income on lease	0.66		0.66	-	0.29								
212	Tata Power Renewable Energy Limited	AABC7118M	TP Bladash Limited	AAJCT6729P	Subsidiary Company	Sale of fixed assets		2.64		2.64	-	-								
213	Tata Power Renewable Energy Limited	AABC7118M	TP Bladash Limited	AAJCT6729P	Subsidiary Company	Loan		6.75		6.75	-	-			ICD	8.37%	2 years 2 months	Unsecured	Business purpose	
214	Tata Power Renewable Energy Limited	AABC7118M	TP Ayya Saurya Limited	AAJCT6553H	Subsidiary Company	Any other transaction	Lease of Land	0.95		0.95	-	1.02								
215	Tata Power Renewable Energy Limited	AABC7118M	TP Ayya Saurya Limited	AAJCT6553H	Subsidiary Company	Sale of fixed assets		3.74		3.74	-	-								
216	Tata Power Renewable Energy Limited	AABC7118M	TP Ayya Saurya Limited	AAJCT6553H	Subsidiary Company	Loan		3.30		3.30	-	-			ICD	8.52%	2 years 2 months	Unsecured	Business purpose	
218	Tata Power Renewable Energy Limited	AABC7118M	TP Namada Solar Limited	AAJCT8746J	Subsidiary Company	Any other transaction	Rental income on lease	0.21		0.21	-	0.05								
219	Tata Power Renewable Energy Limited	AABC7118M	TP Namada Solar Limited	AAJCT8746J	Subsidiary Company	Sale of fixed assets		1.20		1.20	-	-								
220	Tata Power Renewable Energy Limited	AABC7118M	TP Namada Solar Limited	AAJCT8746J	Subsidiary Company	Loan		0.45		0.45	-	-			ICD	8.52%	2 years 2 months	Unsecured	Business purpose	
222	Tata Power Renewable Energy Limited	AABC7118M	TP Viva Green Limited	AAJCT9259N	Subsidiary Company	Any other transaction	Rental income on lease	0.30		0.30	-	0.11								
223	Tata Power Renewable Energy Limited	AABC7118M	TP Viva Green Limited	AAJCT9259N	Subsidiary Company	Sale of fixed assets		0.94		0.94	-	-								
224	Tata Power Renewable Energy Limited	AABC7118M	TP Viva Green Limited	AAJCT9259N	Subsidiary Company	Loan		7.35		7.35	-	-			ICD	8.52%	2 years 2 months	Unsecured	Business purpose	
225	Tata Power Renewable Energy Limited	AABC7118M	TP Bhandar Renewables Limited	AAJCT8765B	Subsidiary Company	Any other transaction	Rental income on lease	0.80		0.80	-	0.48								
226	Tata Power Renewable Energy Limited	AABC7118M	TP Bhandar Renewables Limited	AAJCT8765B	Subsidiary Company	Sale of fixed assets		2.55		2.55	-	-								
227	Tata Power Renewable Energy Limited	AABC7118M	TP Bhandar Renewables Limited	AAJCT8765B	Subsidiary Company	Loan		18.60		18.60	-	-			ICD	8.37%	2 years 2 months	Unsecured	Business purpose	
228	Tata Power Renewable Energy Limited	AABC7118M	TP Gowadhun Creative Limited	AAJCT8766C	Subsidiary Company	Interest received		0.76		0.76	-	-								
229	Tata Power Renewable Energy Limited	AABC7118M	TP Gowadhun Creative Limited	AAJCT8766C	Subsidiary Company	Interest paid		1.04		1.04	-	-								
230	Tata Power Renewable Energy Limited	AABC7118M	TP Gowadhun Creative Limited	AAJCT8766C	Subsidiary Company	Loan		103.78		103.78	-	87.96			ICD	8.67%	2 years 2 months	Unsecured	Business purpose	




S. No	Details of the party (listed entity/ subsidiary) entering into the transaction	PAN (First Party)	Name (Counterparty)	PAN (Counter Party)	Relationship of the counterparty	Type of related party transaction	Nature of transaction (In case of any other transaction)	Value of the RPT as approved by ACM	Remarks	Value of transaction during the reporting period (Oct-Mar)	Opening balance (01.10.2023)	Closing balance (31.03.2024)	Nature of indebtedness (loan/ issuance of debt/ any other etc.)	Cost	Tenure	Nature (loan/ advance/ inter-corporate deposit/ investment)	Interest Rate (%)	Tenure	Secured/ unsecured	Purpose for which the funds will be utilized by the ultimate recipient of funds (end-use)
231	Tata Power Renewable Energy Limited	AAAC7118M	TP Gowdhan Creative Limited	AAAC78766C	Subsidiary Company	Loan		15.82		15.82	-				ICD	8.67%	2 years 2 months	Unsecured	Business purpose	
232	Tata Power Renewable Energy Limited	AAAC7118M	TP Gowdhan Creative Limited	AAAC78766C	Subsidiary Company	Loan		54.16		54.16	-									
233	Tata Power Renewable Energy Limited	AAAC7118M	TP Gowdhan Creative Limited	AAAC78766C	Subsidiary Company	Loan		54.16		54.16	-									
234	Tata Power Renewable Energy Limited	AAAC7118M	TP Gowdhan Creative Limited	AAAC78766C	Subsidiary Company	Any other transaction	Land Lease Rentals	0.05		0.05	-	0.06								
235	Tata Power Renewable Energy Limited	AAAC7118M	TP Samaksh Limited	AAAC73592K	Subsidiary Company	Interest received		4.91		4.91	-	-								
237	Tata Power Renewable Energy Limited	AAAC7118M	TP Samaksh Limited	AAAC73592K	Subsidiary Company	Loan		223.67		223.67	-	223.37				8.69%	12 years 5 months	Unsecured	Business purpose	
238	Tata Power Renewable Energy Limited	AAAC7118M	TP Samaksh Limited	AAAC73592K	Subsidiary Company	Loan		0.30		0.30	-	-				8.69%	12 years 5 months	Unsecured	Business purpose	
241	Tata Power Renewable Energy Limited	AAAC7118M	TP Mercury Limited	AAAC73493E	Subsidiary Company	Loan		19.70		19.70	-	10.28				8.69%	12 years 5 months	Unsecured	Business purpose	
242	Tata Power Renewable Energy Limited	AAAC7118M	TP Mercury Limited	AAAC73493E	Subsidiary Company	Loan		9.42		9.42	-	-				8.69%	12 years 5 months	Unsecured	Business purpose	
243	Tata Power Renewable Energy Limited	AAAC7118M	TP Mercury Limited	AAAC73493E	Subsidiary Company	Any other transaction	Rental income on lease	0.55		0.55	-	0.55								
245	Tata Power Renewable Energy Limited	AAAC7118M	TP Vivan Limited	AAAC72855P	Subsidiary Company	Interest received		0.00		0.00	-	-								
246	Tata Power Renewable Energy Limited	AAAC7118M	TP Vivan Limited	AAAC72855P	Subsidiary Company	Loan		0.26		0.26	-	0.26			ICD	8.67%	13 years 1 month	Unsecured	Business purpose	
247	Tata Power Renewable Energy Limited	AAAC7118M	TP Alpha Limited	AAAC72658K	Subsidiary Company	Interest received		4.39		4.39	-	-								
248	Tata Power Renewable Energy Limited	AAAC7118M	TP Alpha Limited	AAAC72658K	Subsidiary Company	Any other transaction	Rental income on lease	4.46		4.46	-	4.32								
250	Tata Power Renewable Energy Limited	AAAC7118M	TP Alpha Limited	AAAC72658K	Subsidiary Company	Loan		141.64		141.64	-	94.81				8.70%	13 years 6 months	Unsecured	Business purpose	
251	Tata Power Renewable Energy Limited	AAAC7118M	TP Alpha Limited	AAAC72658K	Subsidiary Company	Loan		46.84		46.84	-	-				8.70%	13 years 6 months	Unsecured	Business purpose	
252	Tata Power Renewable Energy Limited	AAAC7118M	TP Agataya Limited	AAAC71487E	Subsidiary Company	Interest received		0.92		0.92	-	-								
254	Tata Power Renewable Energy Limited	AAAC7118M	TP Agataya Limited	AAAC71487E	Subsidiary Company	Loan		35.20		35.20	-	24.44				8.69%	13 years 5 months	Unsecured	Business purpose	
255	Tata Power Renewable Energy Limited	AAAC7118M	TP Agataya Limited	AAAC71487E	Subsidiary Company	Loan		10.76		10.76	-	-				8.69%	13 years 5 months	Unsecured	Business purpose	
256	Tata Power Renewable Energy Limited	AAAC7118M	TP Agataya Limited	AAAC71487E	Subsidiary Company	Any other transaction	Reimbursement	0.04		0.04	-	0.04								
257	Tata Power Renewable Energy Limited	AAAC7118M	TP Godavari Solar Limited	AAAC73598D	Subsidiary Company	Interest received		0.57		0.57	-	-								
258	Tata Power Renewable Energy Limited	AAAC7118M	TP Godavari Solar Limited	AAAC73598D	Subsidiary Company	Any other transaction	Rental income on lease	0.55		0.55	-	0.63								
260	Tata Power Renewable Energy Limited	AAAC7118M	TP Godavari Solar Limited	AAAC73598D	Subsidiary Company	Loan		26.35		26.35	-	11.22				8.70%	13 years 3 months	Unsecured	Business purpose	
261	Tata Power Renewable Energy Limited	AAAC7118M	TP Godavari Solar Limited	AAAC73598D	Subsidiary Company	Loan		15.13		15.13	-	-				8.70%	13 years 3 months	Unsecured	Business purpose	
262	Tata Power Renewable Energy Limited	AAAC7118M	TP Godavari Solar Limited	AAAC73598D	Subsidiary Company	Investment		3.94		3.94	-	3.93								
264	Tata Power Renewable Energy Limited	AAAC7118M	TP Satam Limited	AAAC73419K	Subsidiary Company	Interest received		1.64		1.64	-	-								
265	Tata Power Renewable Energy Limited	AAAC7118M	TP Satam Limited	AAAC73419K	Subsidiary Company	Any other transaction	Rental income on lease	2.27		2.27	-	2.85								
266	Tata Power Renewable Energy Limited	AAAC7118M	TP Satam Limited	AAAC73419K	Subsidiary Company	Investment		0.05		0.05	-	0.05								
268	Tata Power Renewable Energy Limited	AAAC7118M	TP Satam Limited	AAAC73419K	Subsidiary Company	Loan		107.96		107.96	-	58.67				8.69%	13 years 3 months	Unsecured	Business purpose	
269	Tata Power Renewable Energy Limited	AAAC7118M	TP Satam Limited	AAAC73419K	Subsidiary Company	Loan		49.20		49.20	-	-				8.69%	13 years 3 months	Unsecured	Business purpose	
272	Tata Power Renewable Energy Limited	AAAC7118M	TP Abdi Limited	AAAC74570P	Subsidiary Company	Investment		0.05		0.05	-	0.05								
273	Tata Power Renewable Energy Limited	AAAC7118M	TP Surya Limited	AAAC74529L	Subsidiary Company	Investment		0.05		0.05	-	0.05								
274	Tata Power Renewable Energy Limited	AAAC7118M	TP Surya Limited	AAAC74529L	Subsidiary Company	Interest received		0.63		0.63	-	-								
275	Tata Power Renewable Energy Limited	AAAC7118M	TP Surya Limited	AAAC74529L	Subsidiary Company	Any other transaction	Rental income on lease	1.79		1.79	-	2.06								
276	Tata Power Renewable Energy Limited	AAAC7118M	TP Surya Limited	AAAC74529L	Subsidiary Company	Loan		61.19		61.19	-	61.19			ICD	8.69%	13 years 2 months	Unsecured	Business purpose	
278	TP Oshid Limited	AAAC74579G	The Tata Power Company Limited	AAAC70054A	Ultimate holding company	Purchase of goods or services		N.A.	ACM Formation is not required	0.01	-	0.01								
279	Tata Power Renewable Energy Limited	AAAC7118M	TP Oshid Limited	AAAC74579G	Subsidiary Company	Investment		0.05		0.05	-	0.05								
280	Tata Power Renewable Energy Limited	AAAC7118M	TP Paurav Limited	AAAC74656N	Subsidiary Company	Investment		0.05		0.05	-	0.05								
281	Tata Power Renewable Energy Limited	AAAC7118M	TP Mingold Limited	AAAC74753A	Subsidiary Company	Investment		0.05		0.05	-	0.05								
282	Tata Power Renewable Energy Limited	AAAC7118M	TP Meghola Limited	AAAC74573A	Subsidiary Company	Investment		0.05		0.05	-	0.05								
283	Tata Power Renewable Energy Limited	AAAC7118M	TP Vidhman Surya Limited	AAAC79228K	Subsidiary Company	Interest received		24.74		24.74	-	-								
284	Tata Power Renewable Energy Limited	AAAC7118M	TP Vidhman Surya Limited	AAAC79228K	Subsidiary Company	Any other transaction	Lease Hold Land	16.12		16.12	-	16.12								
285	Tata Power Renewable Energy Limited	AAAC7118M	TP Vidhman Surya Limited	AAAC79228K	Subsidiary Company	Loan		669.89		669.89	-	669.80			ICD	8.68%	13 years 6 months	Unsecured	Business purpose	
287	Tata Power Renewable Energy Limited	AAAC7118M	TP Bhikon Limited	AAAC74129P	Subsidiary Company	Investment		0.05		0.05	-	0.05								
288	Tata Power Renewable Energy Limited	AAAC7118M	TP Paardav Limited	AAAC74107D	Subsidiary Company	Investment		0.05		0.05	-	0.05								
289	Tata Power Renewable Energy Limited	AAAC7118M	TP Kunnaya Surya Limited	AAAC79184C	Subsidiary Company	Interest received		0.43		0.43	-	-								
291	Tata Power Renewable Energy Limited	AAAC7118M	TP Kunnaya Surya Limited	AAAC79184C	Subsidiary Company	Loan		72.43		72.43	-	48.13				8.67%	13 years 2 months	Unsecured	Business purpose	
292	Tata Power Renewable Energy Limited	AAAC7118M	TP Kunnaya Surya Limited	AAAC79184C	Subsidiary Company	Loan		24.30		24.30	-	-				8.67%	13 years 2 months	Unsecured	Business purpose	
293	Tata Power Renewable Energy Limited	AAAC7118M	TP Kunnaya Surya Limited	AAAC79184C	Subsidiary Company	Any other transaction	Other receivable	0.01		0.01	-	-								
296	Tata Power Renewable Energy Limited	AAAC7118M	TP Green Nature Limited	AAAC79179H	Subsidiary Company	Any other transaction	Other receivable	-		-	-	-								
297	Tata Power Renewable Energy Limited	AAAC7118M	TP Surya Bandha Limited	AAAC76690L	Subsidiary Company	Any other transaction	Rental income on lease	1.44		1.44	-	0.54								
298	Tata Power Renewable Energy Limited	AAAC7118M	TP Surya Bandha Limited	AAAC76690L	Subsidiary Company	Sale of fixed assets		8.69		8.69	-	-								




S. No	Details of the party (listed entity/subsidiary) entering into the transaction	PAN (First Party)	Name (Counterparty)	PAN (Counter Party)	Relationship of the counterparty	Type of related party transaction	Nature of transaction (In case of Any other)	Value of the RPT as approved by ACM	Remarks	Value of transaction during the reporting period (Oct-Mar)	Opening balance (01.10.2023)	Closing balance (31.03.2024)	Nature of indebtedness (loan/issuance of debt/any other etc.)	Cost	Tenure	Nature (loan/advance/inter-corporate deposit/investment)	Interest Rate (%)	Tenure	Secured/unsecured	Purpose for which the funds will be utilized by the ultimate recipient of funds (end-use)
299	Tata Power Renewable Energy Limited	AAAC7118M	TP Surya Rindita Limited	AAAC7668L	Subsidiary Company	Loan		41.00		41.00	-				ICD		8.42%	13 years 8 months	Unsecured	Business purpose
300	Tata Power Renewable Energy Limited	AAAC7118M	TP Adhrit Solar Limited	AAAC76493I	Subsidiary Company	Interest received		3.40		3.40	-									
301	Tata Power Renewable Energy Limited	AAAC7118M	TP Adhrit Solar Limited	AAAC76493I	Subsidiary Company	Loan		130.72		130.72	-	90.72					8.68%	13 years 6 months	Unsecured	Business purpose
302	Tata Power Renewable Energy Limited	AAAC7118M	TP Adhrit Solar Limited	AAAC76493I	Subsidiary Company	Loan		40.00		40.00	-	-					8.68%	13 years 6 months	Unsecured	Business purpose
303	Tata Power Renewable Energy Limited	AAAC7118M	TP Shubrah Limited	AAAC74574H	Subsidiary Company	Investment		0.05		0.05	-	0.05								
304	Tata Power Renewable Energy Limited	AAAC7118M	TP Opcess Limited	AAAC74541Q	Subsidiary Company	Investment		0.05		0.05	-	0.05								
305	Tata Power Renewable Energy Limited	AAAC7118M	TP Adash Limited	AAAC74826J	Subsidiary Company	Investment		0.05		0.05	-	0.05								
306	Tata Power Renewable Energy Limited	AAAC7118M	TP Vikas Limited	AAAC74660J	Subsidiary Company	Investment		0.05		0.05	-	0.05								
307	Tata Power Renewable Energy Limited	AAAC7118M	TP Vikas Limited	AAAC74660J	Subsidiary Company	Interest received		0.27		0.27	-									
308	Tata Power Renewable Energy Limited	AAAC7118M	TP Vikas Limited	AAAC74660J	Subsidiary Company	Any other transaction	Rental income on lease	0.56		0.56	-	0.64								
309	Tata Power Renewable Energy Limited	AAAC7118M	TP Vikas Limited	AAAC74660J	Subsidiary Company	Loan		15.47		15.47	-	15.47			ICD		8.69%	13 years 3 months	Unsecured	Business purpose
311	Tata Power Renewable Energy Limited	AAAC7118M	TP Adash Limited	AAAC74826J	Subsidiary Company	Investment		0.05		0.05	-	0.05								
313	TP Vadaman Surya Limited	AAAC79228K	The Tata Power Company Limited	AAAC70054A	Ultimate holding company	Purchase of goods or services		N.A.	ACM Formation is not required	0.03	-	0.03								
317	Nivak Windfarm Limited	AAAC71946G	The Tata Power Company Limited	AAAC70054A	Ultimate holding company	Purchase of goods or services		N.A.	ACM Formation is not required	0.01	0.01	0.02								
319	Nivak Windfarm Limited	AAAC71946G	Tata Power Trading Company Limited	AAAC78887A	Fellow Subsidiary	Purchase of goods or services		N.A.	ACM Formation is not required	0.00	0.04	0.01								
320	Nivak Windfarm Limited	AAAC71946G	Tata Communications Limited	AAAC72809C	Promoter Group	Sale of goods or services		N.A.	ACM Formation is not required	1.08	0.50	0.32								
324	TP Green Nature Limited	AAAC75917H	Enkronce Technologies Limited	AAAC7666P	Entity having Significant influence	Sale of goods or services		N.A.	ACM Formation is not required	4.88	2.91	1.04								
326	TP Green Nature Limited	AAAC75917H	The Tata Power Company Limited	AAAC70054A	Ultimate holding company	Purchase of goods or services		N.A.	ACM Formation is not required	0.01	0.01	0.01								
327	TP Green Nature Limited	AAAC75917H	Tata Power Trading Company Limited	AAAC78887A	Fellow Subsidiary	Purchase of goods or services		N.A.	ACM Formation is not required	-	0.11	0.06								
352	TP Vadaman Surya Limited	AAAC79228K	Tata AIG General Insurance Company Limited	AAAC75518Q	Promoter Group	Purchase of goods or services		N.A.	ACM Formation is not required	1.07	-	-								
354	TP Saurya Limited	AAAC79947K	Tata Power Renewable Energy Limited	AAAC7118M	Holding company	Any other transaction	Reimbursement of expense incurred by	N.A.	ACM Formation is not required	3.10	-	3.10								
355	TP Saurya Limited	AAAC79947K	TP Kirnoli Limited	AAAC77410K	Subsidiary Company	Loan		N.A.	ACM Formation is not required	0.46	0.46	-			ICD		6.95%	1 year 6 months	Unsecured	Business Purpose
358	TP Saurya Limited	AAAC79947K	TP Kirnoli Solar Limited	AAAC79729P	Subsidiary Company	Loan		N.A.	ACM Formation is not required	2.20	2.20	-			ICD		7.95%	15 Years	Unsecured	Business Purpose
366	TP Saurya Limited	AAAC79947K	Tata Power EV Charging Solutions Limited	AAAC77962J	Subsidiary Company	Loan		N.A.	ACM Formation is not required	0.10	0.10	-			ICD		6.95%	3 years 3 months	Unsecured	Business Purpose
367	TP Saurya Limited	AAAC79947K	Tata AIG General Insurance Company Limited	AAAC75518Q	Promoter Group	Purchase of goods or services		N.A.	ACM Formation is not required	1.53	-	-								
369	TP Saurya Limited	AAAC79947K	Walsham Renewable Energy Limited	AAAC79692M	Subsidiary Company	Interest paid		N.A.	ACM Formation is not required	0.31	0.54	0.22								
370	TP Saurya Limited	AAAC79947K	Tata Projects Limited	AAAC74119L	Associates of Ultimate Holding Company	Purchase of goods or services		N.A.	ACM Formation is not required	0.04	0.10	0.01								
371	TP Saurya Limited	AAAC79947K	The Tata Power Company Limited	AAAC70054A	Ultimate holding company	Purchase of goods or services		N.A.	ACM Formation is not required	-	3.00	3.00								
373	TP Saurya Limited	AAAC79947K	Tata Consulting Engineers Limited	AAAC70727E	Promoter Group	Purchase of goods or services		N.A.	ACM Formation is not required	0.45	0.16	-								
374	TP Saurya Limited	AAAC79947K	The Tata Power Company Limited	AAAC70054A	Ultimate holding company	Purchase of goods or services		N.A.	ACM Formation is not required	0.13	0.21	0.21								
375	TP Saurya Limited	AAAC79947K	Tata Power Renewable Energy Limited	AAAC7118M	Holding company	Any other transaction	Expense incurred on behalf of	N.A.	ACM Formation is not required	2.16	-	2.16								
376	TP Saurya Limited	AAAC79947K	TP Kirnoli Solar Limited	AAAC79729P	Subsidiary Company	Interest paid		N.A.	ACM Formation is not required	0.02	0.19	-								
378	TP Saurya Limited	AAAC79947K	Walsham Renewable Energy Limited	AAAC79692M	Subsidiary Company	Loan		N.A.	ACM Formation is not required	-	9.00	9.00			ICD		6.95%	3 years 3 months	Unsecured	Business Purpose
385	TP Sunaksh Limited	AAAC73592K	The Tata Power Company Limited	AAAC70054A	Ultimate holding company	Purchase of goods or services		N.A.	ACM Formation is not required	0.02	-	0.03								
392	TP Alpha Limited	AAAC72864K	Sungu Special Steel Alloys/Starung India Private Limited	AAAC7885E	Associates of Ultimate Holding Company	Any other transaction	Issue of share capital	N.A.	ACM Formation is not required	12.20	-	-								
397	TP Alpha Limited	AAAC73659K	The Tata Power Company Limited	AAAC70054A	Ultimate holding company	Purchase of goods or services		N.A.	ACM Formation is not required	0.00	0.00	0.00								
401	TP Kanneya Saurya Limited	AAAC79184C	Tata Electronics Private Limited	AAAC78342Q	Promoter Group	Any other transaction	Security Deposit	N.A.	ACM Formation is not required	8.00	-	8.00								
402	TP Kanneya Saurya Limited	AAAC79184C	Tata Electronics Private Limited	AAAC78342Q	Promoter Group	Any other transaction	Issue of share capital	N.A.	ACM Formation is not required	8.41	-	-								
403	TP Kanneya Saurya Limited	AAAC79184C	The Tata Power Company Limited	AAAC70054A	Ultimate holding company	Purchase of goods or services		N.A.	ACM Formation is not required	0.02	0.00	0.03								
408	TP Adharva Solar Limited	AAAC78781B	The Tata Power Company Limited	AAAC70054A	Ultimate holding company	Purchase of goods or services		N.A.	ACM Formation is not required	0.01	0.01	0.02								
411	TP Viva Green Limited	AAAC79259S	The Tata Power Company Limited	AAAC70054A	Ultimate holding company	Purchase of goods or services		N.A.	ACM Formation is not required	0.01	0.01	0.01								
412	TP Viva Green Limited	AAAC79259S	The Tata Power Company Limited	AAAC70054A	Ultimate holding company	Sale of goods or services		N.A.	ACM Formation is not required	0.01	0.01	-								
413	TP Viva Green Limited	AAAC79259S	Tata Power Trading Company Limited	AAAC79887A	Fellow Subsidiary	Purchase of goods or services		N.A.	ACM Formation is not required	0.01	0.00	0.02								
418	TP Saurya Limited	AAAC79947K	Tata Power Trading Company Limited	AAAC79887A	Fellow Subsidiary	Sale of goods or services		N.A.	ACM Formation is not required	0.46	-	0.46								
420	TP Saurya Limited	AAAC79947K	TP Kirnoli Limited	AAAC77410K	Subsidiary Company	Interest received		N.A.	ACM Formation is not required	0.01	0.03	-								
421	TP Saurya Limited	AAAC79947K	Tata Power Trading Company Limited	AAAC79887A	Fellow Subsidiary	Purchase of goods or services		N.A.	ACM Formation is not required	-	-	0.01								
422	TP Saurya Limited	AAAC79947K	Tata Power EV Charging Solutions Limited	AAAC77962J	Subsidiary Company	Interest paid		N.A.	ACM Formation is not required	0.00	0.01	-								
423	TP Saurya Limited	AAAC79947K	TP Sunaksh Limited	AAAC73592K	Subsidiary Company	Any other transaction	Land Lease income	N.A.	ACM Formation is not required	1.61	-	1.73								
424	TP Saurya Limited	AAAC79947K	TP Sunaksh Limited	AAAC73592K	Subsidiary Company	Any other transaction	Expenses incurred on behalf of	N.A.	ACM Formation is not required	3.73	-	3.73								




S. No	Details of the party (listed entity/subsidiary) entering into the transaction	PAN (First Party)	Name (Counterparty)	PAN (Counter Party)	Relationship of the counterparty	Type of related party transaction	Nature of transaction (In case of Any other transaction)	Value of the RPT as approved by ACM	Remarks	Value of transaction during the reporting period (Oct-Mar)	Opening balance (01.10.2023)	Closing balance (31.03.2024)	Nature of indebtedness (loan/issuance of debt/any other etc.)	Cost	Tenure	Nature (loan/advance/inter-corporate deposit/ investment)	Interest Rate (%)	Tenure	Secured/unsecured	Purpose for which the funds will be utilized by the ultimate recipient of funds (end-usage)
426	TP Adura Solar Limited	AAACT7490J	TP Saarya Limited	AAACT7947K	Subsidiary Company	Any other transaction	Lease of Land	N/A	ACM Formation is not required	2.80	-	2.99								
427	TP Adura Solar Limited	AAACT6489J	TP Saarya Limited	AAACT7947K	Subsidiary Company	Any other transaction	Reimbursement of expenses	N/A	ACM Formation is not required	0.61	-	0.61								
430	TP Saarya Limited	AAACT9947K	Poolvadi Windfarm Limited	AAACT6484A	Subsidiary Company	Any other transaction	Land Lease income	N/A	ACM Formation is not required	2.17	-	2.35								
432	TP Viva Green Limited	AAACT9289N	Vivarea Condominium	AAEA1984K	Entity having Significant influence	Sale of goods or services		N/A	ACM Formation is not required	1.46	53.80	1.01								
439	TP Surya Limited	AAACT4526L	The Tata Power Company Limited	AAACT0054A	Ultimate holding company	Purchase of goods or services		N/A	ACM Formation is not required	0.01	-	0.01								
441	Tata Power Green Energy Limited	AAACT8785B	Tata AIG General Insurance Company Limited	AAACT3518Q	Promoter Group	Purchase of goods or services		-		-	-	-								
448	Tata Power Green Energy Limited	AAACT8785B	Tata Soco Private Limited	AAACT0090A	Promoter	Purchase of goods or services		0.27		0.27	0.26	0.54								
450	Tata Power Green Energy Limited	AAACT8785B	The Tata Power Company Limited	AAACT0054A	Ultimate holding company	Any other transaction		-		-	0.12	-								
451	Tata Power Green Energy Limited	AAACT8785B	The Tata Power Company Limited	AAACT0054A	Ultimate holding company	Purchase of goods or services		0.47		0.47	-	0.55								
452	Tata Power Green Energy Limited	AAACT8785B	The Tata Power Company Limited	AAACT0054A	Ultimate holding company	Sale of goods or services		74.77		74.77	54.46	42.11								
454	Tata Power Green Energy Limited	AAACT8785B	The Tata Power Company Limited	AAACT0054A	Ultimate holding company	Any other transaction	Security deposit given	-		-	4.26	0.88								
455	Tata Power Green Energy Limited	AAACT8785B	Waluhan Renewable Energy Limited	AAACW9092M	Subsidiary Company	Loan		-		-	62.60	62.60				ICD	6.95%	2yrs 10 months	Unsecured	Business purpose
456	Tata Power Green Energy Limited	AAACT8785B	Waluhan Renewable Energy Limited	AAACW9092M	Subsidiary Company	Interest paid		2.17		2.17	5.91	3.73								
457	Tata Power Green Energy Limited	AAACT8785B	Nelco Limited	AAACT1983C	Fellow Subsidiary	Purchase of goods or services		0.01		0.01	-	0.60								
463	TP Kirrali Limited	AAACT7816K	The Tata Power Company Limited	AAACT0054A	Ultimate holding company	Purchase of goods or services		N/A	ACM Formation is not required	0.49	0.51	0.31								
469	TP Kirrali Limited	AAACT7816K	TP Kirrali Solar Limited	AAACT9729P	Subsidiary Company	Any other transaction	Other Receivable	N/A	ACM Formation is not required	-	7.65	-								
470	TP Kirrali Limited	AAACT7816K	TP Saarya Limited	AAACT9947K	Subsidiary Company	Any other transaction	Other receivable	N/A	ACM Formation is not required	0.51	-	0.51								
471	Waluhan Solar BH Limited	AAACW0927L	The Tata Power Company Limited	AAACT0054A	Ultimate holding company	Purchase of goods or services		N/A	ACM Formation is not required	0.27	0.91	0.15								
476	Waluhan Solar BH Limited	AAACW0927L	Waluhan Renewable Energy Limited	AAACW9092M	Subsidiary Company	Interest paid		N/A	ACM Formation is not required	3.01	1.73	-								
477	Waluhan Solar BH Limited	AAACW0927L	Waluhan Solar MP Limited	AAACW0019M	Subsidiary Company	Interest received		N/A	ACM Formation is not required	0.01	0.01	-								
479	Waluhan Solar BH Limited	AAACW0927L	Waluhan Solar MP Limited	AAACW0019M	Subsidiary Company	Loan		N/A	ACM Formation is not required	-	0.42	0.42				ICD	6.95%	3 years 3 months	Unsecured	business purpose
480	Waluhan Solar BH Limited	AAACW0927L	Waluhan Solar TN Limited	AAACW0020E	Subsidiary Company	Interest received		N/A	ACM Formation is not required	0.03	0.03	-								
482	Waluhan Solar BH Limited	AAACW0927L	Waluhan Solar TN Limited	AAACW0020E	Subsidiary Company	Loan		N/A	ACM Formation is not required	-	0.98	0.98				Loan & Advances	6.95%	3 years	Unsecured	business purpose
483	Waluhan Solar BH Limited	AAACW0927L	Waluhan Ujja Anjar Limited	AAACW0053D	Subsidiary Company	Interest paid		N/A	ACM Formation is not required	0.04	0.04	-								
484	Waluhan Solar BH Limited	AAACW0927L	Waluhan Ujja Anjar Limited	AAACW0053D	Subsidiary Company	Loan		N/A	ACM Formation is not required	-	1.10	1.10				ICD	6.95%	3 years 3 months	Unsecured	business purpose
485	Waluhan Solar PB Limited	AAACW0420G	Tata Power Solar Systems Limited	AAACT4660J	Subsidiary Company	Purchase of goods or services		N/A	ACM Formation is not required	-	0.25	-								
486	Waluhan Solar PB Limited	AAACW0420G	The Tata Power Company Limited	AAACT0054A	Ultimate holding company	Purchase of goods or services		N/A	ACM Formation is not required	0.19	0.66	0.07								
494	Waluhan Ujja Anjar Limited	AAACW0053D	The Tata Power Company Limited	AAACT0054A	Ultimate holding company	Purchase of goods or services		N/A	ACM Formation is not required	0.17	0.54	0.09								
501	Waluhan Ujja Anjar Limited	AAACW0053D	Waluhan Ujja India Limited	AAACW6751D	Subsidiary Company	Interest received		N/A	ACM Formation is not required	0.07	0.79	0.85								
502	Waluhan Ujja Anjar Limited	AAACW0053D	Waluhan Ujja India Limited	AAACW6751D	Subsidiary Company	Any other transaction	Security deposit	N/A	ACM Formation is not required	-	1.50	1.30								
503	Waluhan Ujja Anjar Limited	AAACW0053D	Waluhan Ujja India Limited	AAACW6751D	Subsidiary Company	Purchase of goods or services		N/A	ACM Formation is not required	0.08	-	-								
504	Waluhan Ujja Anjar Limited	AAACW0053D	Tata AIG General Insurance Company Limited	AAACT3518Q	Promoter Group	Purchase of goods or services		N/A	ACM Formation is not required	0.66	-	-								
508	Waluhan Wind RJ Limited	AAACW0409K	The Tata Power Company Limited	AAACT0054A	Ultimate holding company	Purchase of goods or services		N/A	ACM Formation is not required	0.33	2.03	0.31								
511	Waluhan Wind RJ Limited	AAACW0409K	Tata Power Trading Company Limited	AAACT9887A	Fellow Subsidiary	Any other transaction	Reimbursement	N/A	ACM Formation is not required	-	0.01	-								
514	Waluhan Wind RJ Limited	AAACW0409K	Tata AIG General Insurance Company Limited	AAACT3518Q	Promoter Group	Purchase of goods or services		N/A	ACM Formation is not required	1.29	-	-								
515	Waluhan Wind RJ Limited	AAACW0409K	Tata Power Trading Company Limited	AAACT9887A	Fellow Subsidiary	Purchase of goods or services		N/A	ACM Formation is not required	0.37	-	0.61								
520	Solarzy Renewable Energy Private Limited	AAACP5053E	The Tata Power Company Limited	AAACT0054A	Ultimate holding company	Purchase of goods or services		N/A	ACM Formation is not required	0.00	6.60	0.00								
522	Northwest Energy Private Limited	AAACW8296N	Waluhan Solar AP Limited	AAACW7999M	Subsidiary Company	Purchase of goods or services		N/A	ACM Formation is not required	0.05	-	-								
523	Northwest Energy Private Limited	AAACW8296N	The Tata Power Company Limited	AAACT0054A	Ultimate holding company	Purchase of goods or services		N/A	ACM Formation is not required	0.04	0.13	0.02								
525	Solarzy Renewable Energy Private Limited	AAACP5053E	Deisatz MySolar24 Private Limited	AAACT3957H	Subsidiary Company	Investment		N/A	ACM Formation is not required	-	4.02	4.02								
526	Northwest Energy Private Limited	AAACW8296N	TP Kirrali Solar Limited	AAACT9729P	Subsidiary Company	Interest received		N/A	ACM Formation is not required	0.60	0.01	-								
530	Northwest Energy Private Limited	AAACW8296N	Waluhan Renewable Energy Limited	AAACW9092M	Subsidiary Company	Loan		N/A	ACM Formation is not required	-	7.65	7.65				ICD	10.00%	10 years 1 month	Unsecured	Business Purpose
534	Solarzy Renewable Energy Private Limited	AAACP5053E	Waluhan Renewable Energy Limited	AAACW9092M	Subsidiary Company	Loan		N/A	ACM Formation is not required	1.15	16.57	17.72				ICD	6.95%	2yrs 10 months	Unsecured	Business Purpose
536	Solarzy Renewable Energy Private Limited	AAACP5053E	Deisatz MySolar24 Private Limited	AAACT3957H	Subsidiary Company	Investment		N/A	ACM Formation is not required	-	16.15	16.15								
540	TP Vaku Limited	AAACT4960J	The Tata Power Company Limited	AAACT0054A	Ultimate holding company	Purchase of goods or services		N/A	ACM Formation is not required	0.01	-	0.01								
542	Waluhan Renewable Energy Limited	AAACW9092M	Waluhan Solar MP Limited	AAACW0019M	Subsidiary Company	Sale of goods or services		0.18		0.18	2.44	2.60								
543	Waluhan Renewable Energy Limited	AAACW9092M	Waluhan Solar MP Limited	AAACW0019M	Subsidiary Company	Loan		0.65		0.65	-	-				ICD	6.95%	3 years 3 months	Unsecured	Business Purpose
544	Waluhan Renewable Energy Limited	AAACW9092M	The Tata Power Company Limited	AAACT0054A	Ultimate holding company	Any other transaction	Other Payable	-		-	0.22	0.22								





S.No	Details of the party (listed under subsidiary entering into the transaction)	PAN (First Party)	Name (Counterparty)	PAN (Counter Party)	Relationship of the counterparty	Type of related party transaction	Amount paid on behalf of Other Companies	Value of the transaction as approved by ACM	Remarks	Value of transaction reporting period (₹ Crores)	Opening balance (₹ 10.2024)	Change balance (₹ 10.2024)	Nature of interbalances added/other (₹)	Cost	Term	Nature (loan/ separate deposit/ investment)	Interest Rate (%)	Term	Status of unclosed	Prises for which the funds will be utilized by the ultimate recipient of funds (₹)
613	Wabhan Renewable Energy Limited	AAACW092M	Wabhan Energy RJ Limited	AABCW019P	Subsidiary Company	Any other transaction	Amount paid on behalf of Other Companies	0.13		0.13	-	0.13							Unclosed	Business Purpose
617	Wabhan Renewable Energy Limited	AAACW092M	Wabhan Solar AP Limited	AAACW096M	Subsidiary Company	Loan	Amount paid on behalf of Other Companies	8.50		8.50	18,931	16,443			9 years	10.06%	9 years	Unclosed	Business Purpose	
623	Wabhan Renewable Energy Limited	AAACW092M	Wabhan Solar AP Limited	AAPC048KN	Subsidiary Company	Loan	Amount paid on behalf of Other Companies	7.60		7.60	35.81	21.64			3 years 3 months	6.95%	3 years 3 months	Unclosed	Business Purpose	
624	Wabhan Renewable Energy Limited	AAACW092M	Wabhan Solar BH Limited	AABCW032L	Subsidiary Company	Sale of goods or services	Amount paid on behalf of Other Companies	0.05		0.05	9.22	9.16							Unclosed	Business Purpose
626	Wabhan Renewable Energy Limited	AAACW092M	Wabhan Solar KA Limited	AABCW067F	Subsidiary Company	Any other transaction	Amount paid on behalf of Other Companies	0.07		0.07	-	0.07							Unclosed	Business Purpose
627	Wabhan Renewable Energy Limited	AAACW092M	Wabhan Solar BH Limited	AABCW032L	Subsidiary Company	Investment	Amount paid on behalf of Other Companies	-		-	40.24	40.24							Unclosed	Business Purpose
628	Wabhan Renewable Energy Limited	AAACW092M	Wabhan Solar PJ Limited	AABCW024G	Subsidiary Company	Any other transaction	Amount paid on behalf of Other Companies	0.38		0.38	0.35	0.73							Unclosed	Business Purpose
629	Wabhan Renewable Energy Limited	AAACW092M	Wabhan Solar BH Limited	AABCW032L	Subsidiary Company	Interest received	Amount paid on behalf of Other Companies	0.67		0.67	12.44	13.11							Unclosed	Business Purpose
630	Wabhan Renewable Energy Limited	AAACW092M	Wabhan Solar AP Limited	AAACW096M	Subsidiary Company	Loan	Amount paid on behalf of Other Companies	18.50		18.50	20.98	40.25							Unclosed	Business Purpose
631	Wabhan Renewable Energy Limited	AAACW092M	Wabhan Solar Energy QJ Limited	AABCW014B	Subsidiary Company	Interest paid	Amount paid on behalf of Other Companies	1.06		1.06	0.95	-							Unclosed	Business Purpose
633	Wabhan Renewable Energy Limited	AAACW092M	Wabhan Solar Energy QJ Limited	AABCW014B	Subsidiary Company	Investment	Amount paid on behalf of Other Companies	-		-	12.04	12.04							Unclosed	Business Purpose
634	Wabhan Renewable Energy Limited	AAACW092M	Wabhan Solar Energy QJ Limited	AABCW014B	Promoter Group	Provision of goods or services	Amount paid on behalf of Other Companies	0.01		0.01	-	0.01							Unclosed	Business Purpose
635	Wabhan Renewable Energy Limited	AAACW092M	Wabhan Solar SP Limited	AABCW019M	Subsidiary Company	Provision of goods or services	Amount paid on behalf of Other Companies	0.14		0.14	-	-							Unclosed	Business Purpose
636	Wabhan Renewable Energy Limited	AAACW092M	Wabhan Solar KA Limited	AABCW067F	Subsidiary Company	Loan	Amount paid on behalf of Other Companies	3.10		3.10	82.02	83.12			9 years	10.06%	9 years	Unclosed	Business Purpose	
637	Wabhan Renewable Energy Limited	AAACW092M	Wabhan Solar KA Limited	AABCW067F	Subsidiary Company	Investment	Amount paid on behalf of Other Companies	-		-	2.48	2.48							Unclosed	Business Purpose
638	Wabhan Renewable Energy Limited	AAACW092M	Wabhan Solar AP Limited	AAACW096M	Subsidiary Company	Interest paid	Amount paid on behalf of Other Companies	1.23		1.23	0.43	-							Unclosed	Business Purpose
639	Wabhan Renewable Energy Limited	AAACW092M	Wabhan Solar BH Limited	AABCW032L	Subsidiary Company	Investment	Amount paid on behalf of Other Companies	-		-	3.68	3.68							Unclosed	Business Purpose
640	Wabhan Renewable Energy Limited	AAACW092M	Wabhan Solar KA Limited	AABCW067F	Subsidiary Company	Interest received	Amount paid on behalf of Other Companies	0.17		0.17	0.17	0.19							Unclosed	Business Purpose
642	Wabhan Renewable Energy Limited	AAACW092M	Wabhan Solar KA Limited	AABCW067F	Subsidiary Company	Sale of goods or services	Amount paid on behalf of Other Companies	0.14		0.14	0.20	0.19							Unclosed	Business Purpose
643	Wabhan Renewable Energy Limited	AAACW092M	Wabhan Solar BH Limited	AABCW032L	Subsidiary Company	Loan	Amount paid on behalf of Other Companies	1.60		1.60	67.37	68.97							Unclosed	Business Purpose
644	Wabhan Renewable Energy Limited	AAACW092M	Wabhan Solar BH Limited	AABCW032L	Subsidiary Company	Loan	Amount paid on behalf of Other Companies	19.00		19.00	-	19.00							Unclosed	Business Purpose
645	Wabhan Renewable Energy Limited	AAACW092M	Wabhan Solar BH Limited	AABCW032L	Subsidiary Company	Interest paid	Amount paid on behalf of Other Companies	0.62		0.62	-	-							Unclosed	Business Purpose
646	Wabhan Renewable Energy Limited	AAACW092M	Wabhan Solar BH Limited	AABCW032L	Subsidiary Company	Interest received	Amount paid on behalf of Other Companies	3.36		3.36	3.38	-							Unclosed	Business Purpose
647	Wabhan Renewable Energy Limited	AAACW092M	Wabhan Solar KA Limited	AABCW067F	Subsidiary Company	Loan	Amount paid on behalf of Other Companies	14.50		14.50	-	14.50			3 years 3 months	8.47%	3 years 3 months	Unclosed	Business Purpose	
649	Wabhan Renewable Energy Limited	AAACW092M	Wabhan Solar BH Limited	AABCW032L	Subsidiary Company	Any other transaction	Amount paid on behalf of Other Companies	0.17		0.17	-	0.17							Unclosed	Business Purpose
650	Wabhan Renewable Energy Limited	AAACW092M	Wabhan Solar BH Limited	AABCW032L	Subsidiary Company	Sale of goods or services	Amount paid on behalf of Other Companies	0.03		0.03	0.28	0.22							Unclosed	Business Purpose
653	Wabhan Renewable Energy Limited	AAACW092M	Wabhan Solar BH Limited	AABCW032L	Subsidiary Company	Loan	Amount paid on behalf of Other Companies	0.43		0.43	-	-			3 years 2 months	6.95%	3 years 2 months	Unclosed	Business Purpose	
654	Wabhan Renewable Energy Limited	AAACW092M	Wabhan Solar AP Limited	AAACW096M	Subsidiary Company	Loan	Amount paid on behalf of Other Companies	2.23		2.23	-	-			3 years	6.95%	3 years	Unclosed	Business Purpose	
656	Wabhan Renewable Energy Limited	AAACW092M	Wabhan Solar BH Limited	AABCW032L	Subsidiary Company	Loan	Amount paid on behalf of Other Companies	8.00		8.00	0.98	8.88							Unclosed	Business Purpose
657	Wabhan Renewable Energy Limited	AAACW092M	Wabhan Solar PJ Limited	AABCW024G	Subsidiary Company	Loan	Amount paid on behalf of Other Companies	-		-	53.76	53.76			3 years 2 months	10.06%	3 years 2 months	Unclosed	Business Purpose	
658	Wabhan Renewable Energy Limited	AAACW092M	Wabhan Solar PJ Limited	AABCW024G	Subsidiary Company	Sale of goods or services	Amount paid on behalf of Other Companies	0.04		0.04	0.18	0.07							Unclosed	Business Purpose
659	Wabhan Renewable Energy Limited	AAACW092M	Wabhan Solar PJ Limited	AABCW024G	Subsidiary Company	Loan	Amount paid on behalf of Other Companies	13.47		13.47	20.55	34.02			3 years 2 months	8.39%	3 years 2 months	Unclosed	Business Purpose	
660	Wabhan Renewable Energy Limited	AAACW092M	Wabhan Solar BH Limited	AABCW032L	Subsidiary Company	Any other transaction	Amount paid on behalf of Other Companies	0.08		0.08	0.09	0.08							Unclosed	Business Purpose
661	Wabhan Renewable Energy Limited	AAACW092M	Wabhan Solar BH Limited	AABCW032L	Subsidiary Company	Sale of goods or services	Amount paid on behalf of Other Companies	0.01		0.01	0.04	0.11							Unclosed	Business Purpose
662	Wabhan Renewable Energy Limited	AAACW092M	Wabhan Solar BH Limited	AABCW032L	Subsidiary Company	Interest received	Amount paid on behalf of Other Companies	0.75		0.75	1.18	0.44							Unclosed	Business Purpose
663	Wabhan Renewable Energy Limited	AAACW092M	Wabhan Solar AP Limited	AAACW096M	Subsidiary Company	Interest paid	Amount paid on behalf of Other Companies	4.44		4.44	1.16	-							Unclosed	Business Purpose
664	Wabhan Renewable Energy Limited	AAACW092M	Wabhan Solar BH Limited	AABCW032L	Subsidiary Company	Loan	Amount paid on behalf of Other Companies	0.10		0.10	-	-			3 years 3 months	6.95%	3 years 3 months	Unclosed	Business Purpose	
666	Wabhan Renewable Energy Limited	AAACW092M	Wabhan Solar BH Limited	AABCW032L	Subsidiary Company	Investment	Amount paid on behalf of Other Companies	-		-	0.10	0.10							Unclosed	Business Purpose
667	Wabhan Renewable Energy Limited	AAACW092M	Wabhan Solar BH Limited	AABCW032L	Subsidiary Company	Interest received	Amount paid on behalf of Other Companies	0.83		0.83	0.85	-							Unclosed	Business Purpose
668	Wabhan Renewable Energy Limited	AAACW092M	Wabhan Solar BH Limited	AABCW032L	Subsidiary Company	Interest received	Amount paid on behalf of Other Companies	0.09		0.09	-	-							Unclosed	Business Purpose
669	Wabhan Renewable Energy Limited	AAACW092M	Wabhan Solar BH Limited	AABCW032L	Subsidiary Company	Interest paid	Amount paid on behalf of Other Companies	2.98		2.98	2.68	2.98			3 years 2 months	8.47%	3 years 2 months	Unclosed	Business Purpose	
670	Wabhan Renewable Energy Limited	AAACW092M	Wabhan Solar BH Limited	AABCW032L	Subsidiary Company	Loan	Amount paid on behalf of Other Companies	0.78		0.78	16.97	17.75			9 years	10.06%	9 years	Unclosed	Business Purpose	
671	Wabhan Renewable Energy Limited	AAACW092M	Wabhan Solar BH Limited	AABCW032L	Subsidiary Company	Loan	Amount paid on behalf of Other Companies	-		-	3.32	3.32			9 years	10.06%	9 years	Unclosed	Business Purpose	
672	Wabhan Renewable Energy Limited	AAACW092M	Wabhan Solar TR Limited	AABCW048E	Subsidiary Company	Sale of goods or services	Amount paid on behalf of Other Companies	0.12		0.12	1.56	1.70			3 years 2 months	6.95%	3 years 2 months	Unclosed	Business Purpose	
673	Wabhan Renewable Energy Limited	AAACW092M	Wabhan Solar BH Limited	AABCW032L	Subsidiary Company	Loan	Amount paid on behalf of Other Companies	35.00		35.00	49.55	10.12			3 years 2 months	6.95%	3 years 2 months	Unclosed	Business Purpose	
674	Wabhan Renewable Energy Limited	AAACW092M	Wabhan Solar BH Limited	AABCW032L	Subsidiary Company	Loan	Amount paid on behalf of Other Companies	0.43		0.43	-	-							Unclosed	Business Purpose
677	Wabhan Renewable Energy Limited	AAACW092M	Wabhan Solar BH Limited	AABCW032L	Subsidiary Company	Interest paid	Amount paid on behalf of Other Companies	3.41		3.41	2.74	-							Unclosed	Business Purpose
678	Wabhan Renewable Energy Limited	AAACW092M	Wabhan Solar BH Limited	AABCW032L	Subsidiary Company	Interest received	Amount paid on behalf of Other Companies	5.84		5.84	5.87	-							Unclosed	Business Purpose

S. No	Details of the party (listed entity/subsidiary) entering into the transaction	PAN (Fiat Party)	Name (Counterparty)	PAN (Counter Party)	Relationship of the counterparty	Type of related party transaction	Nature of transaction (In case of Any other transaction)	Value of the RPT as approved by ACM	Remarks	Value of transaction during the reporting period (Oct-Mar)	Opening balance (01.10.2023)	Closing balance (31.03.2024)	Nature of indebtedness (loan/advance/other/any other etc.)	Cost	Tenure	Nature (loan/advance/inter-corporate deposit/ investment)	Interest Rate (%)	Tenure	Secured/ unsecured	Purpose for which the funds will be utilized by the ultimate recipient of funds (end-use)	
679	Walsham Renewable Energy Limited	AAACW8092M	Walsham Solar TN Limited	AABCW0020E	Subsidiary Company	Loan		10.99		10.99	151.25	118.07				ICD	10.00%	9 years	Unsecured	Business Purpose	
680	Walsham Renewable Energy Limited	AAACW8092M	Walsham Solar PB Limited	AABCW0420G	Subsidiary Company	Interest received		2.68		2.68	2.70										
681	Walsham Renewable Energy Limited	AAACW8092M	Walsham Solar PB Limited	AABCW0420G	Subsidiary Company	Interest paid		1.27		1.27	0.02										
682	Walsham Renewable Energy Limited	AAACW8092M	Walsham Solar TN Limited	AABCW0020E	Subsidiary Company	Any other transaction	Amount paid on behalf of Other Companies	1.29		1.29	-	1.29									
683	Walsham Renewable Energy Limited	AAACW8092M	Walsham Solar TN Limited	AABCW0020E	Subsidiary Company	Investment		74.45		74.45	109.41	34.96									
684	Walsham Renewable Energy Limited	AAACW8092M	Walsham Solar TN Limited	AABCW0020E	Subsidiary Company	Loan		1.54		1.54	-				ICD	8.35%	3 years 3 months	Unsecured	Business Purpose		
685	Walsham Renewable Energy Limited	AAACW8092M	Walsham Solar TN Limited	AABCW0020E	Subsidiary Company	Interest paid		2.66		2.66	0.02										
686	Walsham Renewable Energy Limited	AAACW8092M	Walsham Wind RJ Limited	AADCW0409K	Subsidiary Company	Interest received		1.79		1.79	4.18	1.89									
687	Walsham Renewable Energy Limited	AAACW8092M	Walsham Solar KA Limited	AABCW0607F	Subsidiary Company	Interest paid		0.47		0.47	-										
688	Walsham Renewable Energy Limited	AAACW8092M	Walsham Solar KA Limited	AABCW0607F	Subsidiary Company	Interest received		4.09		4.09	2.04										
689	Walsham Renewable Energy Limited	AAACW8092M	Walsham Solar TN Limited	AABCW0020E	Subsidiary Company	Loan		64.00		64.00	24.86	87.32			ICD	8.35%	3 years 3 months	Unsecured	Business Purpose		
691	Walsham Renewable Energy Limited	AAACW8092M	Walsham Ujja Anjar Limited	AABCW0603D	Subsidiary Company	Any other transaction	Amount paid on behalf of Other Companies	0.22		0.22	0.14	0.22									
692	Walsham Renewable Energy Limited	AAACW8092M	Walsham Ujja Anjar Limited	AABCW0603D	Subsidiary Company	Sale of goods or services		0.03		0.03	0.13	0.05									
693	Walsham Renewable Energy Limited	AAACW8092M	Walsham Ujja Anjar Limited	AABCW0603D	Subsidiary Company	Loan		22.00		22.00	80.34	101.91			ICD	6.95%	3 years 3 months	Unsecured	Business Purpose		
694	Walsham Renewable Energy Limited	AAACW8092M	Walsham Ujja India Limited	AAACW6751D	Subsidiary Company	Loan		1.35		1.35	20.00	21.35			ICD	7.70%	9 years	Unsecured	Business Purpose		
695	Walsham Renewable Energy Limited	AAACW8092M	Walsham Solar AP Limited	AAACW7599M	Subsidiary Company	Interest received		7.79		7.79	7.82										
697	Walsham Renewable Energy Limited	AAACW8092M	Walsham Wind RJ Limited	AADCW0409K	Subsidiary Company	Any other transaction	Other Receivable	-		-	0.06	0.06									
698	Walsham Renewable Energy Limited	AAACW8092M	Walsham Wind RJ Limited	AADCW0409K	Subsidiary Company	Any other transaction	Amount paid on behalf of Other Companies	0.77		0.77	0.68	1.45									
700	Walsham Renewable Energy Limited	AAACW8092M	Walsham Wind RJ Limited	AADCW0409K	Subsidiary Company	Loan		16.19		16.19	-	16.19			ICD	8.00%	1 years 3 months	Unsecured	Business Purpose		
701	Walsham Renewable Energy Limited	AAACW8092M	Walsham Wind RJ Limited	AADCW0409K	Subsidiary Company	Interest paid		0.08		0.08	-										
702	Walsham Renewable Energy Limited	AAACW8092M	Walsham Wind RJ Limited	AADCW0409K	Subsidiary Company	Investment		-		-	0.86	0.86									
703	Walsham Renewable Energy Limited	AAACW8092M	Walsham Solar TN Limited	AABCW0020E	Subsidiary Company	Interest received		7.67		7.67	6.65	11.28									
705	Walsham Renewable Energy Limited	AAACW8092M	Walsham Wind RJ Limited	AADCW0409K	Subsidiary Company	Loan		40.33		40.33	-				ICD	10.00%	9 years	Unsecured	Business Purpose		
707	Walsham Renewable Energy Limited	AAACW8092M	Walsham Wind RJ Limited	AADCW0409K	Subsidiary Company	Loan		0.10		0.10	61.32	21.09			ICD	10.00%	9 years	Unsecured	Business Purpose		
709	Walsham Renewable Energy Limited	AAACW8092M	Walsham Wind RJ Limited	AADCW0409K	Subsidiary Company	Sale of goods or services		0.10		0.10	0.49	0.67									
711	Walsham Renewable Energy Limited	AAACW8092M	Walsham Ujja Anjar Limited	AABCW0603D	Subsidiary Company	Investment		-		-	48.75	48.75									
712	Walsham Renewable Energy Limited	AAACW8092M	Walsham Solar AP Limited	AAACW7599M	Subsidiary Company	Investment		-		-	138.77	138.77									
713	Walsham Renewable Energy Limited	AAACW8092M	Walsham Solar Raj Limited	AADCW3448D	Subsidiary Company	Investment		-		-	22.51	22.51									
714	Walsham Renewable Energy Limited	AAACW8092M	MI Mysuru24 Private Limited	AAACW4848N	Subsidiary Company	Investment		-		-	22.99	22.99									
715	Walsham Renewable Energy Limited	AAACW8092M	Walsham Energy RJ Limited	AABCW0219F	Subsidiary Company	Investment		-		-	0.01	0.01									
716	Walsham Renewable Energy Limited	AAACW8092M	Walsham Solar MP Limited	AABCW0019M	Subsidiary Company	Investment		-		-	303.67	303.67									
717	Walsham Renewable Energy Limited	AAACW8092M	Walsham Solar MH Limited	AAE791994C	Subsidiary Company	Investment		-		-	0.05	0.05									
718	Walsham Renewable Energy Limited	AAACW8092M	Walsham Solar PB Limited	AABCW0420G	Subsidiary Company	Investment		-		-	96.01	96.01									
719	Walsham Renewable Energy Limited	AAACW8092M	Walsham Solar RJ Limited	AABCW0645F	Subsidiary Company	Investment		-		-	7.50	7.50									
720	Walsham Renewable Energy Limited	AAACW8092M	Walsham Wind RJ Limited	AADCW0409K	Subsidiary Company	Investment		-		-	210.53	210.53									
721	Walsham Renewable Energy Limited	AAACW8092M	Walsham Solar TN Limited	AABCW0020E	Subsidiary Company	Investment		-		-	50.00	50.00									
722	Walsham Renewable Energy Limited	AAACW8092M	Walsham Solar BH Limited	AABCW0427L	Subsidiary Company	Investment		-		-	30.51	30.51									
723	Walsham Renewable Energy Limited	AAACW8092M	Clean Sustainable Solar Energy Private Limited	AAFCW0140D	Subsidiary Company	Investment		-		-	0.01	0.01									
724	Walsham Renewable Energy Limited	AAACW8092M	Walsham Ujja India Limited	AAACW6751D	Subsidiary Company	Investment		-		-	3.76	3.76									
731	TP Wind Power Limited	AAACW8295G	Tata AIG General Insurance Company Limited	AAACW3518Q	Promoter Group	Purchase of goods or services		N.A.	ACM Formation is not required	0.14	-	-									
745	Walsham Solar AP Limited	AAACW7399M	Walsham Solar Raj Limited	AADCW3448D	Subsidiary Company	Sale of goods or services		N.A.	ACM Formation is not required	0.05	-	-									
747	Walsham Solar AHI Limited	AAECP2094C	Tata Power Solar Systems Limited	AAACW4669J	Subsidiary Company	Purchase of Fixed Asset		N.A.	ACM Formation is not required	0.00	0.00	-									
749	MI Mysuru24 Private Limited	AAACW4848N	Walsham Solar MP Limited	AABCW0019M	Subsidiary Company	Purchase of goods or services		N.A.	ACM Formation is not required	0.05	0.05	-									
750	Vagwai Windfarm Limited	AAFCV7871E	Tata AIG General Insurance Company Limited	AAACW3518Q	Promoter Group	Purchase of goods or services		0.11		0.11	0.02	0.02									
753	TP Wind Power Limited	AAACW8295G	The Tata Power Company Limited	AAACW1054A	Ultimate holding company	Purchase of goods or services		N.A.	ACM Formation is not required	0.14	0.45	0.69									
754	Vagwai Windfarm Limited	AAFCV7871E	Indyqak Properties Limited	AAACW7020B	Promoter Group	Purchase of goods or services		-		-	0.02	0.02									
755	Vagwai Windfarm Limited	AAFCV7871E	The Tata Power Company Limited	AAACW1054A	Ultimate holding company	Purchase of goods or services		0.09		0.09	0.24	0.09									
756	MI Mysuru24 Private Limited	AAACW4848N	The Tata Power Company Limited	AAACW1054A	Ultimate holding company	Purchase of goods or services		N.A.	ACM Formation is not required	0.12	0.38	0.07									





S. No	Details of the party (listed subsidiary entering into the transaction)	PAN (First Party)	Name (Counterparty)	PAN (Counter Party)	Relationship of the counterparty	Type of related party transaction	Nature of the transaction (In case of Any other transaction)	Value of the transaction as approved by ACM	Remarks	Value of transaction reporting period (₹ Crores)	Operating balance (₹ 0.0.2023)	Closing balance (₹ 0.0.2023)	Nature of indebtedness (In case of loan or other financial assistance)	Cost	Term	Interest Rate (%)	Term	Score of unsecured	Purpose for which the loans will be utilized by the ultimate recipient of funds (cont. para 7)
757	Wahban Solar MI Limited	AAACV2994C	The Tata Power Company Limited	AAACT0654A	Ultimate holding company	Purchase of goods or services		N.A.	ACM Formations is not required	0.12	0.43	0.07							
758	Wahban Solar RJ Limited	AAACV1448D	The Tata Power Company Limited	AAACT0654A	Ultimate holding company	Purchase of goods or services		N.A.	ACM Formations is not required	0.05	0.14	0.03							
759	Wahban Solar AP Limited	AAACV0988M	The Tata Power Company Limited	AAACT0654A	Ultimate holding company	Purchase of goods or services		N.A.	ACM Formations is not required	0.24	0.75	0.13							
760	Wahban Solar AP Limited	AAACV0989M	The Tata Power Company Limited	AAACT0654A	Ultimate holding company	Any other transaction	Transfer of Employee Liabilities to & Payable	N.A.	ACM Formations is not required	0.09	-	-							
762	Vaghat Wadwani Limited	AAFCV7471E	Tata Power Trading Company Limited	AAABT04887A	Fellow Subsidiary	Purchase of goods or services		-		-	0.14	0.14							
767	Vaghat Wadwani Limited	AAFCV7471E	Infogate Properties Limited	AAACV7939B	Former Group	Sale of goods or services		1.05		1.05	0.77	0.97							
779	Wahban Solar AP Limited	AAACV0988M	Wahban Renewable Energy Limited	AAACV0692M	Subsidiary Company	Purchase of goods or services		N.A.	ACM Formations is not required	0.05	0.56	0.41							
783	Wahban Solar MI Limited	AAAEV7094C	The Tata Power Company Limited	AAACT0654A	Ultimate holding company	Any other transaction	Transfer of Employee Liabilities to & Payable	N.A.	ACM Formations is not required	0.09	-	-							
785	Wahban Solar RJ Limited	AAACV1448D	The Tata Power Company Limited	AAACT0654A	Ultimate holding company	Any other transaction	Transfer of Employee Liabilities to & Payable	N.A.	ACM Formations is not required	0.09	-	-							
799	Wahban Solar AP Limited	AAACV0988M	Wahban Solar KA Limited	AAABW2697F	Subsidiary Company	Investment		N.A.	ACM Formations is not required	-	0.47	0.47							
800	Wahban Solar AP Limited	AAACV0988M	Wahban Solar RJ Limited	AAABW0648F	Subsidiary Company	Sale of goods or services		N.A.	ACM Formations is not required	0.05	-	-							
801	Devsat Solar24 Private Limited	AAAD130497H	MI Solar24 Private Limited	AAACV0484N	Subsidiary Company	Purchase of goods or services		N.A.	ACM Formations is not required	0.01	0.10	-							
803	Devsat Solar24 Private Limited	AAAD130497H	MI Solar24 Private Limited	AAACV0484N	Subsidiary Company	Any other transaction	Security Deposit	N.A.	ACM Formations is not required	-	0.02	0.02							
804	Wahban Solar RJ Limited	AAABW0648F	The Tata Power Company Limited	AAACT0654A	Ultimate holding company	Purchase of goods or services		N.A.	ACM Formations is not required	0.03	0.07	0.02							
805	Devsat Solar24 Private Limited	AAAD130497H	The Tata Power Company Limited	AAACT0654A	Ultimate holding company	Purchase of goods or services		N.A.	ACM Formations is not required	0.13	0.46	0.07							
822	Chandrayee Sany Limited	AAAGV0595A	Tata Power Trading Company Limited	AAABT04887A	Former Group	Share of goods or services		N.A.	ACM Formations is not required	-	-	-							
829	Chandrayee Sany Limited	AAAGV0595A	Tata Power Trading Company Limited	AAABT04887A	Fellow Subsidiary	Purchase of goods or services		N.A.	ACM Formations is not required	0.03	0.00	0.00							
830	TP Cellstar Limited	AAAGV0595A	The Tata Power Company Limited	AAACT0654A	Ultimate holding company	Purchase of goods or services		N.A.	ACM Formations is not required	0.23	-	0.13							
839	TP Cellstar Limited	AAAGV0595A	The Tata Power Company Limited	AAACT0654A	Ultimate holding company	Any other transaction	Reimbursement of expenses	N.A.	ACM Formations is not required	0.01	-	0.01							
841	TP Sures Limited	AAACT0654A	The Tata Power Company Limited	AAACT0654A	Ultimate holding company	Purchase of goods or services		N.A.	ACM Formations is not required	0.01	-	0.01							
842	TP Sures Limited	AAACT0654A	The Tata Power Company Limited	AAACT0654A	Ultimate holding company	Any other transaction	Reimbursement of expenses	N.A.	ACM Formations is not required	0.06	-	-							
850	Green Sanyam Solar Energy Private Limited	AAACV0446D	Wahban Solar AP Limited	AAABW0648F	Subsidiary Company	Purchase of goods or services		N.A.	ACM Formations is not required	0.07	-	-							
853	Green Sanyam Solar Energy Private Limited	AAACV0446D	The Tata Power Company Limited	AAACT0654A	Ultimate holding company	Purchase of goods or services		N.A.	ACM Formations is not required	0.19	0.03	0.10							
858	Wahban Renewable Energy Limited	AAACV0692M	Green Sanyam Solar Energy Private Limited	AAACT0654A	Subsidiary Company	Any other transaction	Amount paid on behalf of other Compensation	0.46		0.46	-	0.46							
860	Wahban Renewable Energy Limited	AAACV0692M	Supply Vapn Bhudekar	AAAB9927B	Key Managerial Personnel	Purchase of goods or services		0.03		0.03	-	-							
861	Wahban Renewable Energy Limited	AAACV0692M	Southcity Climber	BBH19026B	Key Managerial Personnel	Purchase of goods or services		0.02		0.02	-	-							
864	Wahban Energy RJ Limited	AAABW0319P	The Tata Power Company Limited	AAACT0654A	Ultimate holding company	Purchase of goods or services		N.A.	ACM Formations is not required	0.09	0.30	0.05							
866	Wahban Energy RJ Limited	AAABW0319P	Wahban Renewable Energy Limited	AAACV0692M	Subsidiary Company	Interest paid		N.A.	ACM Formations is not required	0.52	0.52	-							
867	Wahban Energy RJ Limited	AAABW0319P	Wahban Renewable Energy Limited	AAACV0692M	Subsidiary Company	Interest paid		N.A.	ACM Formations is not required	0.95	17.67	18.62							
888	Wahban Energy RJ Limited	AAABW0319P	Wahban Renewable Energy Limited	AAACV0692M	Subsidiary Company	Loan		N.A.	ACM Formations is not required	-	10.45	10.45				9 years	Unsecured	Business Purpose	
869	Wahban Energy RJ Limited	AAABW0319P	Wahban Renewable Energy Limited	AAACV0692M	Subsidiary Company	Loan		N.A.	ACM Formations is not required	14.09	-	14.09				1 year 8.5 months	Unsecured	Business Purpose	
870	Wahban Energy RJ Limited	AAABW0319P	Wahban Renewable Energy Limited	AAACV0692M	Subsidiary Company	Interest received		N.A.	ACM Formations is not required	0.49	-	-							
872	Wahban Solar Energy GJ Limited	AAABT0104B	The Tata Power Company Limited	AAACT0654A	Ultimate holding company	Purchase of goods or services		N.A.	ACM Formations is not required	0.06	0.17	0.03							
873	Wahban Solar Energy GJ Limited	AAABT0104B	Wahban Tpa India	AAACV0475D	Subsidiary Company	Interest received		N.A.	ACM Formations is not required	0.04	0.42	0.45							
874	Wahban Solar Energy GJ Limited	AAABT0104B	Wahban Solar Energy GJ Limited	AAACV0475D	Subsidiary Company	Any other transaction	Security Deposit	N.A.	ACM Formations is not required	-	0.40	0.40							
875	Wahban Solar Energy GJ Limited	AAABT0104B	Wahban Renewable Energy Limited	AAACV0692M	Subsidiary Company	Purchase of goods or services		N.A.	ACM Formations is not required	0.01	0.04	0.02							
876	Wahban Solar Energy GJ Limited	AAABT0104B	Wahban Renewable Energy Limited	AAACV0692M	Subsidiary Company	Loan		N.A.	ACM Formations is not required	5.59	26.39	31.86				2 year 11 months	Unsecured	Business Purpose	
877	Wahban Solar Energy GJ Limited	AAABT0104B	Wahban Renewable Energy Limited	AAACV0692M	Subsidiary Company	Loan		N.A.	ACM Formations is not required	0.03	-	-				2 year 11 months	Unsecured	Business Purpose	
879	Wahban Solar Energy GJ Limited	AAABT0104B	Wahban Tpa India	AAACV0475D	Subsidiary Company	Purchase of goods or services		N.A.	ACM Formations is not required	0.09	-	-							
880	Wahban Solar KA Limited	AAABW2697F	Tata Power Trading Company Limited	AAABT04887A	Fellow Subsidiary	Purchase of goods or services		N.A.	ACM Formations is not required	0.01	0.01	0.06							
881	Wahban Solar KA Limited	AAABW2697F	Tata Power Trading Company Limited	AAABT04887A	Fellow Subsidiary	Any other transaction	Security Deposit	N.A.	ACM Formations is not required	-	0.00	0.00							
882	Wahban Solar KA Limited	AAABW2697F	Devsat Solar24 Private Limited	AAACT0654A	Ultimate holding company	Share of goods or services		N.A.	ACM Formations is not required	0.11	0.37	0.06							
880	Wahban Solar AP Limited	AAABW0319P	Devsat Solar24 Private Limited	AAACT0654A	Ultimate holding company	Share of goods or services		N.A.	ACM Formations is not required	0.07	0.04	-							
898	Wahban Solar AP Limited	AAABW0319P	Wahban Solar MI Limited	AAAEV7094C	Subsidiary Company	Share of goods or services		N.A.	ACM Formations is not required	0.05	-	-							
901	Wahban Solar AP Limited	AAABW0319P	Wahban Solar TN Limited	AAABW0626B	Subsidiary Company	Share of goods or services		N.A.	ACM Formations is not required	0.07	0.04	-							
903	Wahban Solar AP Limited	AAABW0319P	The Tata Power Company Limited	AAACT0654A	Ultimate holding company	Purchase of goods or services		N.A.	ACM Formations is not required	0.06	3.12	0.80							



S.No	Details of the party (linked subsidiary) arising into the transaction	PAN (Pan Party)	Name (Counterparty)	PAN (Counter Party)	Relationship of the counterparty	Type of related party transactions	Value of transaction (in case of Any other transaction)	Value of the RPT approved by ACM	Remarks	Value of transaction reporting period (Q3/2024)	Opening balance (01.10.2023)	Closing balance (31.03.2024)	Number of sub-business (Joint Venture or JV etc)	Cost	Term	Interest Rate (%)	Nature (Joint corporate deposit/ Investment)	Security/ unsecured	Payment for which the fund will be utilized by the ultimate recipient of funds (Joint Venture)
1055	TP Solar Power Solar Limited	AAABCT9848H	Tata Power Trading Company Limited	AAABCT9848A	Fellow Subsidiary	Purchase of goods or services	Business of	N/A	ACM Formulation is not required	0.06	0.07	0.06							
1056	TP Solar Power Solar Limited	AAABCT9848H	Tata Power Trading Company Limited	AAABCT9848A	Subsidiary Company	Any other transaction	Business of	N/A	ACM Formulation is not required	-	0.02	0.02							
1057	TP Solar Power Solar Limited	AAABCT9848H	Tata Power Trading Company Limited	AAABCT9848A	Entity having Significant influence	Any other transaction	Business of	N/A	ACM Formulation is not required	5.91	-	-							
1058	TP Solar Power Solar Limited	AAABCT9848H	Tata Power Trading Company Limited	AAABCT9848A	Entity having Significant influence	Any other transaction	Business of	N/A	ACM Formulation is not required	6.52	0.34	0.78							
1059	TP Solar Power Solar Limited	AAABCT9848H	Tata Power Trading Company Limited	AAABCT9848A	Entity having Significant influence	Any other transaction	Business of	N/A	ACM Formulation is not required	3.94	-	3.94							
1060	TP Solar Power Solar Limited	AAABCT9848H	Tata Power Trading Company Limited	AAABCT9848A	Fellow Subsidiary	Purchase of goods or services	Business of	N/A	ACM Formulation is not required	0.05	-	0.05							
1061	TP Solar Power Solar Limited	AAABCT9848H	Tata Power Trading Company Limited	AAABCT9848A	Ultimate holding company	Purchase of goods or services	Business of	N/A	ACM Formulation is not required	0.01	-	0.01							
1062	TP Solar Power Solar Limited	AAABCT9848H	Tata Power Trading Company Limited	AAABCT9848A	Ultimate holding company	Purchase of goods or services	Business of	N/A	ACM Formulation is not required	0.01	-	0.01							
1063	TP Solar Power Solar Limited	AAABCT9848H	Tata Power Trading Company Limited	AAABCT9848A	Key Managerial Personnel	Dividend/ Share Price	Business of	0.01	ACM Formulation is not required	0.01	0.06	0.07							
1064	TP Solar Power Solar Limited	AAABCT9848H	Tata Power Trading Company Limited	AAABCT9848A	Preventer Group	Any other transaction	Business of	N/A	ACM Formulation is not required	5.26	0.84	1.18							
1065	TP Solar Power Solar Limited	AAABCT9848H	Tata Power Trading Company Limited	AAABCT9848A	Fellow Subsidiary	Purchase of goods or services	Business of	N/A	ACM Formulation is not required	0.05	0.07	0.14							
1066	TP Solar Power Solar Limited	AAABCT9848H	Tata Power Trading Company Limited	AAABCT9848A	Subsidiary Company	Purchase of goods or services	Business of	N/A	ACM Formulation is not required	0.32	0.37	0.07							
1067	TP Solar Power Solar Limited	AAABCT9848H	Tata Power Trading Company Limited	AAABCT9848A	Ultimate holding company	Purchase of goods or services	Business of	N/A	ACM Formulation is not required	0.05	0.05	0.02							
1068	TP Solar Power Solar Limited	AAABCT9848H	Tata Power Trading Company Limited	AAABCT9848A	Entity having Significant influence	Interest paid	Business of	N/A	ACM Formulation is not required	-0.09	0.01	-							
1069	TP Solar Power Solar Limited	AAABCT9848H	Tata Power Trading Company Limited	AAABCT9848A	Ultimate holding company	Any other transaction	Business of	N/A	ACM Formulation is not required	-	0.01	0.01							
1070	TP Solar Power Solar Limited	AAABCT9848H	Tata Power Trading Company Limited	AAABCT9848A	Ultimate holding company	Dividend/ Share Price	Business of	0.22	ACM Formulation is not required	0.22	0.67	0.15							
1071	TP Solar Power Solar Limited	AAABCT9848H	Tata Power Trading Company Limited	AAABCT9848A	Subsidiary Company	Dividend/ Share Price	Business of	N/A	ACM Formulation is not required	0.10	0.10	-							
1072	TP Solar Power Solar Limited	AAABCT9848H	Tata Power Trading Company Limited	AAABCT9848A	Ultimate holding company	Purchase of goods or services	Business of	N/A	ACM Formulation is not required	0.05	0.23	0.04							
1073	TP Solar Power Solar Limited	AAABCT9848H	Tata Power Trading Company Limited	AAABCT9848A	Fellow Subsidiary	Purchase of goods or services	Business of	0.26	ACM Formulation is not required	0.26	0.70	0.19							
1074	TP Solar Power Solar Limited	AAABCT9848H	Tata Power Trading Company Limited	AAABCT9848A	Preventer Group	Any other transaction	Business of	N/A	ACM Formulation is not required	0.02	0.03	-							
1075	TP Solar Power Solar Limited	AAABCT9848H	Tata Power Trading Company Limited	AAABCT9848A	Entity having Significant influence	Dividend/ Share Price	Business of	27.10	ACM Formulation is not required	27.10	0.20	0.66							
1076	TP Solar Power Solar Limited	AAABCT9848H	Tata Power Trading Company Limited	AAABCT9848A	Preventer Group	Dividend/ Share Price	Business of	0.00	ACM Formulation is not required	0.00	0.01	0.01							
1077	TP Solar Power Solar Limited	AAABCT9848H	Tata Power Trading Company Limited	AAABCT9848A	Entity having Significant influence	Dividend/ Share Price	Business of	3.27	ACM Formulation is not required	3.27	-	0.66							
1078	TP Solar Power Solar Limited	AAABCT9848H	Tata Power Trading Company Limited	AAABCT9848A	Entity having Significant influence	Dividend/ Share Price	Business of	40.74	ACM Formulation is not required	40.74	-	-							
1079	TP Solar Power Solar Limited	AAABCT9848H	Tata Power Trading Company Limited	AAABCT9848A	Ultimate holding company	Purchase of goods or services	Business of	2,900.06	ACM Formulation is not required	2,900.06	253.16	678.30							
1080	TP Solar Power Solar Limited	AAABCT9848H	Tata Power Trading Company Limited	AAABCT9848A	Holding company	Loan	Business of	817.00	ACM Formulation is not required	817.00	737.60	730.48							
1081	TP Solar Power Solar Limited	AAABCT9848H	Tata Power Trading Company Limited	AAABCT9848A	Associates of Ultimate Holding	Purchase of Food/ Asset	Business of	698.15	ACM Formulation is not required	698.15	0.14	33.16							
1082	TP Solar Power Solar Limited	AAABCT9848H	Tata Power Trading Company Limited	AAABCT9848A	Subsidiary Company	Purchase of goods or services	Business of	140.62	ACM Formulation is not required	140.62	70.71	251.66							
1083	TP Solar Power Solar Limited	AAABCT9848H	Tata Power Trading Company Limited	AAABCT9848A	Preventer Group	Any other transaction	Business of	227.07	ACM Formulation is not required	227.07	-	-							
1084	TP Solar Power Solar Limited	AAABCT9848H	Tata Power Trading Company Limited	AAABCT9848A	Subsidiary Company	Share of goods or services	Business of	162.45	ACM Formulation is not required	162.45	54.47	22.29							
1085	TP Solar Power Solar Limited	AAABCT9848H	Tata Power Trading Company Limited	AAABCT9848A	Holding company	Loan	Business of	89.98	ACM Formulation is not required	89.98	-	-							
1086	TP Solar Power Solar Limited	AAABCT9848H	Tata Power Trading Company Limited	AAABCT9848A	Subsidiary Company	Share of goods or services	Business of	80.00	ACM Formulation is not required	80.00	-	-							
1087	TP Solar Power Solar Limited	AAABCT9848H	Tata Power Trading Company Limited	AAABCT9848A	Preventer Group	Share of goods or services	Business of	58.59	ACM Formulation is not required	58.59	-	-							
1088	TP Solar Power Solar Limited	AAABCT9848H	Tata Power Trading Company Limited	AAABCT9848A	Subsidiary Company	Share of goods or services	Business of	56.22	ACM Formulation is not required	56.22	-	7.81							
1089	TP Solar Power Solar Limited	AAABCT9848H	Tata Power Trading Company Limited	AAABCT9848A	Subsidiary Company	Share of goods or services	Business of	53.89	ACM Formulation is not required	53.89	96.35	29.94							
1090	TP Solar Power Solar Limited	AAABCT9848H	Tata Power Trading Company Limited	AAABCT9848A	Preventer Group	Share of goods or services	Business of	32.96	ACM Formulation is not required	32.96	-	-							
1091	TP Solar Power Solar Limited	AAABCT9848H	Tata Power Trading Company Limited	AAABCT9848A	Subsidiary Company	Share of goods or services	Business of	32.42	ACM Formulation is not required	32.42	103.90	14.10							
1092	TP Solar Power Solar Limited	AAABCT9848H	Tata Power Trading Company Limited	AAABCT9848A	Preventer Group	Advance	Business of	0.01	ACM Formulation is not required	0.01	-	0.01							
1093	TP Solar Power Solar Limited	AAABCT9848H	Tata Power Trading Company Limited	AAABCT9848A	Preventer	Purchase of goods or services	Business of	0.16	ACM Formulation is not required	0.16	-	-							
1094	TP Solar Power Solar Limited	AAABCT9848H	Tata Power Trading Company Limited	AAABCT9848A	Preventer	Share of goods or services	Business of	20.89	ACM Formulation is not required	20.89	-	-							
1095	TP Solar Power Solar Limited	AAABCT9848H	Tata Power Trading Company Limited	AAABCT9848A	Preventer Group	Advance	Business of	0.02	ACM Formulation is not required	0.02	-	0.02							
1096	TP Solar Power Solar Limited	AAABCT9848H	Tata Power Trading Company Limited	AAABCT9848A	Fellow Subsidiary	Advance	Business of	0.01	ACM Formulation is not required	0.01	-	0.01							
1097	TP Solar Power Solar Limited	AAABCT9848H	Tata Power Trading Company Limited	AAABCT9848A	Subsidiary Company	Share of goods or services	Business of	18.95	ACM Formulation is not required	18.95	44.61	14.20							



S. No.	Details of the party (third party) relating into the transaction	PAN (First Party)	Name (Counterparty)	PAN (Counter Party)	Relationship of the counterparty	Type of related party transaction	Value of the transaction as approved by ACN	Value of the transaction (In case of Any other transaction)	Remarks	Value of the transaction during the reporting period (₹ Lakhs)	Opening balance (01.01.2024)	Closing balance (31.03.2024)	Nature of indebtedness (loan/borrow or other A/c)	Cost	Term	Interest Rate (%)	Security	Unsecured	Purpose for which the funds will be utilized by the ultimate recipient of the loan (in case of loan)
1170	Tata Power Solar Systems Limited	AAACT4600	TP Surya Limited	AAAR17947K	Subsidiary Company	Purchase of goods or services	4.42			4.42	-	4.44							
1171	Tata Power Solar Systems Limited	AAACT4600	TP Vedant Solar Limited	AAACT1582D	Subsidiary Company	Sale of goods or services	15.22			15.22	-	2.14							
1172	Tata Power Solar Systems Limited	AAACT4600	TP Vikram Limited	AAACT4600D	Subsidiary Company	Sale of goods or services	14.05			14.05	-	2.25							
1173	Tata Power Solar Systems Limited	AAACT4600	Wadhwan Solar AP Limited	AAACW9558M	Subsidiary Company	Sale of goods or services	2.80			2.80	2.96	3.96							
1175	Tata Power Solar Systems Limited	AAACT4600	TP Surya Dhanu Limited	AAACT1005L	Subsidiary Company	Sale of goods or services	11.58			11.58	50.01	19.72							
1176	Tata Power Solar Systems Limited	AAACT4600	The Tata Power Company Limited	AAACT1004A	Ultimate holding company	Purchase of goods or services	10.86			10.86	4.89	12.33							
1180	TP Solar Limited	AAACT1014D	TP Surya Engineering Limited	AAACT1012E	Promoter Group	Purchase of Fixed Asset	3.08			3.08	-	-							
1181	Tata Power Solar Systems Limited	AAACT4600	Chattahoochee Surya Limited	AAAC97925A	Subsidiary Company	Investment	-			-	1.69	1.69							
1182	Tata Power Solar Systems Limited	AAACT4600	Tata Power Generation Co. Limited	AAAC97168B	Subsidiary Company	Investment	-			-	1.49	9.41							
1183	Tata Power Solar Systems Limited	AAACT4600	TP Karmya Surya Limited	AAACT1014C	Joint Venture of Ultimate Holding	Sale of goods or services	6.74			6.74	-	-							
1184	Tata Power Solar Systems Limited	AAACT4600	TP Solapur Solar Limited	AAACT1004H	Subsidiary Company	Sale of goods or services	6.47			6.47	16.03	6.43							
1185	Tata Power Solar Systems Limited	AAACT4600	Tata Power Green Energy Limited	AAACT1005B	Subsidiary Company	Sale of goods or services	6.46			6.46	2.24	7.86							
1186	Tata Power Solar Systems Limited	AAACT4600	Tata Project Limited	AAACT1110L	Associate of Ultimate Holding	Advance	0.07			0.07	-	0.07							
1187	Tata Power Solar Systems Limited	AAACT4600	TP Be-sah Limited	AAACT1012P	Subsidiary Company	Sale of goods or services	4.71			4.71	38.59	4.91							
1188	Tata Power Solar Systems Limited	AAACT4600	Pocharam Windfarm Limited	AAAC9444A	Joint Venture of Ultimate Holding	Sale of goods or services	4.40			4.40	31.83	69.93							
1189	Tata Power Solar Systems Limited	AAACT4600	TP Agastya Limited	AAACT1110E	Subsidiary Company	Sale of goods or services	3.94			3.94	3.54	3.71							
1190	Tata Power Solar Systems Limited	AAACT4600	The Tata Power Company Limited	AAACT1004A	Ultimate holding company	Advance	1.66			1.66	-	1.66							
1191	Tata Power Solar Systems Limited	AAACT4600	TP Karmya Surya Limited	AAACT1012E	Subsidiary Company	Sale of goods or services	3.62			3.62	17.54	1.86							
1192	Tata Power Solar Systems Limited	AAACT4600	TP Karmya Surya Limited	AAACT1012E	Subsidiary Company	Sale of goods or services	3.50			3.53	12.99	2.48							
1194	TP Solar Limited	AAACT1014D	The Tata Power Company Limited	AAACT1004A	Ultimate holding company	Any other transaction	0.08			0.08	-	0.08							
1195	TP Solar Limited	AAACT1014D	The Tata Power Company Limited	AAACT1004A	Ultimate holding company	Purchase of goods or services	3.33			3.33	5.60	8.30							
1196	Tata Power Solar Systems Limited	AAACT4600	TP Karmya Surya Limited	AAACT1012E	Promoter Group	Purchase of goods or services	3.26			3.26	-	-							
1197	Tata Power Solar Systems Limited	AAACT4600	TP Karmya Surya Limited	AAACT1012E	Subsidiary Company	Purchase of goods or services	0.27			0.27	-	-							
1199	Tata Power Solar Systems Limited	AAACT4600	Tata Greenway Services Limited	AAAC9444B	Promoter Group	Purchase of goods or services	2.69			2.69	-	-							
1200	Tata Power Solar Systems Limited	AAACT4600	Tata TechnoGen Limited	AAACT1002H	Promoter Group	Purchase of goods or services	2.18			2.18	-	-							
1201	Tata Power Solar Systems Limited	AAACT4600	TP Project Limited	AAACT1110L	Associate of Ultimate Holding	Purchase of goods or services	1.65			1.65	-	0.16							
1202	Tata Power Solar Systems Limited	AAACT4600	TP Akshat Renewable Limited	AAACT1110J	Subsidiary Company	Sale of goods or services	-			-	0.38	-							
1203	Tata Power Solar Systems Limited	AAACT4600	Chattahoochee Surya Limited	AAAC97925A	Subsidiary Company	Sale of goods or services	1.59			1.59	0.31	0.61							
1204	Tata Power Solar Systems Limited	AAACT4600	Indus Energy Limited	AAAB1013S	Joint Venture of Ultimate Holding	Sale of goods or services	-			-	44.26	19.25							
1205	Tata Power Solar Systems Limited	AAACT4600	TP Karmya Surya Limited	AAACT1012E	Subsidiary Company	Sale of goods or services	1.24			1.24	-	1.08							
1206	Tata Power Solar Systems Limited	AAACT4600	Pocharam Windfarm Limited	AAACT1004A	Joint Venture of Ultimate Holding	Sale of goods or services	1.42			1.42	2.23	1.15							
1207	Tata Power Solar Systems Limited	AAACT4600	Pocharam Windfarm Limited	AAAC9444A	Joint Venture of Ultimate Holding	Sale of goods or services	1.34			1.34	5.43	1.27							
1209	Tata Power Solar Systems Limited	AAACT4600	TATA Chemicals Limited	AAACT1001P	Promoter Group	Sale of goods or services	1.33			1.33	6.07	2.17							
1211	Tata Power Solar Systems Limited	AAACT4600	Tata Power Solar Systems Ltd. Ery Otp Utility	AAACT1002H	Holding company	Any other transaction	1.25			1.25	-	-							
1213	Tata Power Solar Systems Limited	AAACT4600	Tata Power Insurance Company Limited	AAAB11194*	Promoter Group	Purchase of goods or services	1.19			1.19	-	-							
1216	Tata Power Solar Systems Limited	AAACT4600	Progress Power Greenlink Co. Limited	AAACT1004B	Joint Venture of Ultimate Holding	Purchase of goods or services	1.06			1.06	-	1.06							
1217	Tata Power Solar Systems Limited	AAACT4600	Tata Televisions Limited	AAACT1004A	Promoter Group	Purchase of goods or services	0.66			0.66	-	-							
1218	Tata Power Solar Systems Limited	AAACT4600	Indus Energy Limited	AAAB1013S	Joint Venture of Ultimate Holding	Purchase of goods or services	0.93			0.93	-	0.93							
1220	Tata Power Solar Systems Limited	AAACT4600	TP Surya Limited	AAAR17947K	Subsidiary Company	Sale of goods or services	0.74			0.74	0.45	1.18							
1222	Tata Power Solar Systems Limited	AAACT4600	TP Capital Asset Limited	AAACT1004A	Promoter Group	Sale of goods or services	0.66			0.66	-	3.10							
1223	Tata Power Solar Systems Limited	AAACT4600	TP Capital Asset Limited	AAACT1004A	Promoter Group	Sale of goods or services	0.66			0.66	-	-							
1224	Tata Power Solar Systems Limited	AAACT4600	TP Capital Asset Limited	AAACT1004A	Promoter Group	Sale of goods or services	0.62			0.62	-	-							
1225	Tata Power Solar Systems Limited	AAACT4600	TP Solapur Solar Limited	AAACT1004H	Subsidiary Company	Sale of goods or services	0.50			0.50	-	0.29							
1227	Tata Power Solar Systems Limited	AAACT4600	TP Karmya Surya Limited	AAACT1012E	Subsidiary Company	Sale of goods or services	3.29			3.29	10.86	3.20							
1228	Tata Power Solar Systems Limited	AAACT4600	Tata Power Trading Limited	AAACT1004A	Joint Venture of Ultimate Holding	Purchase of goods or services	0.52			0.52	0.39	0.14							
1229	Tata Power Solar Systems Limited	AAACT4600	Tata Communication Limited	AAACT1004C	Promoter Group	Purchase of goods or services	0.41			0.41	-	-							
1230	Tata Power Solar Systems Limited	AAACT4600	Tata Industries Limited	AAACT10060	Promoter Group	Purchase of goods or services	0.40			0.40	-	-							
1231	Tata Power Solar Systems Limited	AAACT4600	Tata Power Solar Systems Ltd. Employees Welfare Association Fund	AAACT10081P	Holding company	Any other transaction	0.39			0.39	-	-							
1233	Tata Power Solar Systems Limited	AAACT4600	Tata Greenway Services Limited	AAAC9444B	Promoter Group	Sale of goods or services	0.35			0.35	-	0.28							
1235	Tata Power Solar Systems Limited	AAACT4600	TP Surya Limited	AAACT1004H	Subsidiary Company	Sale of goods or services	0.33			0.33	-	0.38							
1237	Tata Power Solar Systems Limited	AAACT4600	TP Surya Limited	AAACT1004H	Subsidiary Company	Sale of goods or services	0.30			0.30	-	0.35							

S. No	Details of the party (listed entity /subsidiary) entering into the transaction	PAN (First Party)	Name (Counterparty)	PAN (Counter Party)	Relationship of the counterparty	Type of related party transaction	Nature of transaction (In case of Any other transaction)	Value of the RPT as approved by ACM	Remarks	Value of transaction during the reporting period (Oct-Mar)	Opening balance (01.10.2023)	Closing balance (31.03.2024)	Nature of indebtedness (loan/issuance of debt/any other etc.)	Cost	Tenure	Nature (loan/advance/inter-corporate deposit/ investment)	Interest Rate (%)	Tenure	Secured/ unsecured	Purpose for which the funds will be utilized by the ultimate recipient of funds (end-usage)	
1238	Tata Power Solar Systems Limited	AAACT4660	TP GREEN NATURE LIMITED	AAACT5017H	Subsidiary Company	Sale of goods or services		0.25		0.25	0.30	0.34									
1240	Tata Power Solar Systems Limited	AAACT4660	TP Govardhan Creative Limited	AAACT8766C	Subsidiary Company	Advance		137.67		137.67	-	137.67									
1241	Tata Power Solar Systems Limited	AAACT4660	TP Bhishik Limited	AAACT6729P	Subsidiary Company	Sale of goods or services		0.23		0.23	-	0.27									
1242	Tata Power Solar Systems Limited	AAACT4660	TP AMBROS Renewable Limited	AAACT0126H	Subsidiary Company	Sale of goods or services		0.21		0.21	0.27	0.03									
1243	Tata Power Solar Systems Limited	AAACT4660	ORIENTAL HOTELS LTD	AAAC00738N	Promoter Group	Purchase of goods or services		0.20		0.20	-	-									
1244	Tata Power Solar Systems Limited	AAACT4660	TP Bhishik Renewables Limited	AAACT8765B	Subsidiary Company	Sale of goods or services		0.18		0.18	-	-									
1245	Tata Power Solar Systems Limited	AAACT4660	Walshian Uja Anjar Limited	AABRW0051D	Subsidiary Company	Sale of goods or services		-		-	0.95	0.60									
1246	Tata Power Solar Systems Limited	AAACT4660	TP Renewable Mixcoqsd Limited	AABCT0076A	Subsidiary Company	Sale of goods or services		0.17		0.17	12.68	12.88									
1248	Tata Power Solar Systems Limited	AAACT4660	TP Arya Saarya Limited	AAACT6553H	Subsidiary Company	Sale of goods or services		0.17		0.17	39.23	6.35									
1253	Tata Power Solar Systems Limited	AAACT4660	TP Karmaya Saarya Limited	AAACT0184C	Subsidiary Company	Advance		64.01		64.01	-	64.01									
1256	Tata Power Solar Systems Limited	AAACT4660	TP Namoda Solar Limited	AAACT8746J	Subsidiary Company	Sale of goods or services		0.10		0.10	-	0.12									
1257	Tata Power Solar Systems Limited	AAACT4660	TP Bhishik Renewables Limited	AAACT8765B	Subsidiary Company	Sale of goods or services		0.10		0.10	10.64	4.68									
1258	Tata Power Solar Systems Limited	AAACT4660	Tata Consumer Products Limited	AABCT0662K	Promoter Group	Sale of goods or services		0.09		0.09	0.15	0.14									
1262	Tata Power Solar Systems Limited	AAACT4660	TP Western Odisha Distribution Limited	AAACT3326R	Fellow Subsidiary	Purchase of goods or services		-		-	-	0.13									
1264	Tata Power Solar Systems Limited	AAACT4660	TP Apoor Distribution Limited	AAGCT2158P	Fellow Subsidiary	Sale of goods or services		-		-	0.16	0.60									
1270	Tata Power Solar Systems Limited	AAACT4660	Nivade Wipalfam Limited	AAFCN1946G	Subsidiary Company	Sale of goods or services		0.08		0.08	0.13	7.67									
1271	Tata Power Solar Systems Limited	AAACT4660	TP Viva Green Limited	AAACT9259N	Subsidiary Company	Sale of goods or services		0.08		0.08	-	0.10									
1272	Tata Power Solar Systems Limited	AAACT4660	Tata Power Delhi Distribution Limited	AABCN6803R	Fellow Subsidiary	Sale of goods or services		0.08		0.08	0.37	0.34									
1273	Tata Power Solar Systems Limited	AAACT4660	Tata Power Trading Company Limited	AABCT9887A	Fellow Subsidiary	Purchase of goods or services		0.05		0.05	-	0.07									
1274	Tata Power Solar Systems Limited	AAACT4660	TP Viva Green Limited	AAACT9259N	Subsidiary Company	Sale of goods or services		0.06		0.06	19.89	1.69									
1276	Tata Power Solar Systems Limited	AAACT4660	Tata Play Limited	AAGCS099AM	Promoter Group	Sale of goods or services		0.04		0.04	0.01	0.00									
1277	Tata Power Solar Systems Limited	AAACT4660	Vollas Limited	AAACV2809D	Promoter Group	Sale of goods or services		0.03		0.03	-	-									
1278	Tata Power Solar Systems Limited	AAACT4660	Tata Sims Private Limited	AAACT4060A	Promoter	Purchase of goods or services		0.03		0.03	-	-									
1279	Tata Power Solar Systems Limited	AAACT4660	TATA Chemicals Limited	AAATT0321P	Promoter Group	Purchase of goods or services		0.02		0.02	-	-									
1280	Tata Power Solar Systems Limited	AAACT4660	Vollas Limited	AAACV2809D	Promoter Group	Sale of goods or services		0.02		0.02	-	0.03									
1281	Tata Power Solar Systems Limited	AAACT4660	Titan Company Limited	AAACT5131A	Promoter Group	Sale of goods or services		0.02		0.02	0.14	0.06									
1282	Tata Power Solar Systems Limited	AAACT4660	Piem Hotels Ltd	AAAC98306M	Promoter Group	Purchase of goods or services		0.01		0.01	-	-									
1283	Tata Power Solar Systems Limited	AAACT4660	TATA Chemicals Limited	AAATT0321P	Promoter Group	Sale of goods or services		0.00		0.00	-	-									
1284	Tata Power Solar Systems Limited	AAACT4660	Tata Business Hub Limited	AAICT1728R	Promoter Group	Purchase of goods or services		0.00		0.00	-	-									
1287	Tata Power Solar Systems Limited	AAACT4660	Chirashayer Saarya Limited	AAGCS0029A	Subsidiary Company	Interest received		-0.00		-0.00	-	-									
1289	Tata Power Solar Systems Limited	AAACT4660	Tata Consultancy Services Limited	AAACR4849R	Promoter Group	Advance		-		-	0.02	0.11									
1292	Tata Power Solar Systems Limited	AAACT4660	Tata Projects Limited	AAACT4119L	Associates of Ultimate Holding	Sale of goods or services		-		-	2.40	1.29									
1294	Tata Power Solar Systems Limited	AAACT4660	Tata International Limited	AAACT0199F	Associates of Ultimate Holding	Advance		-		-	-	0.04									
1295	Tata Power Solar Systems Limited	AAACT4660	Tata Steel Limited	AAACT2803M	Associates of Ultimate Holding	Sale of goods or services		-		-	-	0.26									
1296	Tata Power Solar Systems Limited	AAACT4660	Tata Housing Development Company Limited	AAACT0191Q	Promoter Group	Advance		-		-	-	0.03									



S. No	Details of the party (subsidiary relating to the transaction)	PAN (Tax ID No)	Name (Counterparty)	PAN (Counter Party)	Relationship of the counterparty	Type of related party transaction	Nature of the transaction (in case of any other transaction)	Value of the transaction as approved by ACU	Value of the transaction during the reporting period (Oct-Mar)	Operating balance (01.10.2023)	Change balance (01.10.2023)	Number of subsidiaries (other than any other entity)	Cost	Tenure	Nature (loan/ advance/ interest/ commission/ investment)	Interest Rate (%)	Tenure	Secured/unsecured	Purpose for which the loan/advance is for the ultimate recipient of the funds (in rupees)
1297	Tata Power Solar Systems Limited	AAACT5601	Tata Fly Limited	AACT5624K	Promoter Group	Advance	Advance	-	-	-	0.00	-	-	-	-	-	-	-	-
1298	Tata Power Solar Systems Limited	AAACT5601	Devaraj Nagar Private	AACT5624K	Subsidiary Company	Advance	Advance	-	-	1.47	-	-	-	-	-	-	-	-	-
1299	TP Solar Limited	AAACT564D	Tata Business Limited	AAACT512L	Associates of Ultimate Holding	Advance	Advance	-	-	118.47	-	-	-	-	-	-	-	-	-
1300	Tata Power Solar Systems Limited	AAACT5601	TP Solar, M. LIMITED	AACT5614D	Subsidiary Company	Any other transaction	Transfer of Employees	-	-	1.35	-	-	-	-	-	-	-	-	-
1307	TP Solar Limited	AAACT564D	Wahlan Solar, M. Limited	AACT5601E1	Subsidiary Company	Advance	Advance	-	-	10.40	2.66	-	-	-	-	-	-	-	-
1308	TP Solar Limited	AAACT564D	Tata AHS General Insurance Company Limited	AACT5514Q	Promoter Group	Purchase of goods or services	Purchase of goods or services	0.01	-	-	-	-	-	-	-	-	-	-	-
1309	TP Solar Limited	AAACT564D	Tata AHS Life Insurance Company Limited	AACT5346C	Promoter Group	Advance	Advance	0.03	0.02	0.12	0.14	-	-	-	-	-	-	-	-
1310	TP Solar Limited	AAACT5601	Tata AHS Life Insurance Company Limited	AACT5346C	Fellow Subsidiary	Advance	Advance	-	-	0.06	0.06	-	-	-	-	-	-	-	-
1311	TP Solar Limited	AAACT564D	TP Chardahan Creative	AACT5666C	Associate	Investment	Investment	-	-	18.08	18.08	-	-	-	-	-	-	-	-
1313	TP Solar Limited	AAACT5601	TP Sunway Limited	AACT5644K	Subsidiary Company	Purchase of Fixed Asset	Purchase of Fixed Asset	-	-	-	-	-	-	-	-	-	-	-	-
1315	Tata Power EV Charging Solutions Limited	AAACT562J	Tata Auto-sweep Systems	AACT5644E	Promoter Group	Purchase of goods or services	Purchase of goods or services	-	-	34.84	27.62	15.46	-	-	-	-	-	-	-
1317	Tata Power EV Charging Solutions Limited	AAACT562J	Wahlan Renewable Energy Limited	AACT5602M	Subsidiary Company	Any other transaction	Other Receivables	-	-	0.02	0.02	-	-	-	-	-	-	-	-
1318	Tata Power EV Charging Solutions Limited	AAACT562J	The Tata Power Company Limited	AACT5604A	Ultimate holding company	Any other transaction	Other financial assets - Amount receivable	-	2.39	-	2.39	-	-	-	-	-	-	-	-
1319	Tata Power EV Charging Solutions Limited	AAACT562J	The Tata Power Company Limited	AACT5604A	Ultimate holding company	Any other transaction	Other financial assets - Amount receivable	-	-	0.12	-	-	-	-	-	-	-	-	-
1322	Tata Power EV Charging Solutions Limited	AAACT562J	Tata Power Delhi Distribution Limited	AACT5604A	Ultimate holding company	Any other transaction	Other financial assets - Amount receivable	-	-	0.14	0.14	-	-	-	-	-	-	-	-
1323	Tata Power EV Charging Solutions Limited	AAACT562J	Tata Power Delhi Distribution Limited	AACT5604A	Fellow Subsidiary	Any other transaction	Other Receivables	-	-	4.00	3.51	-	-	-	-	-	-	-	-
1324	Tata Power EV Charging Solutions Limited	AAACT562J	Tata Power Delhi Distribution Limited	AACT5604A	Promoter Group	Any other transaction	Banking of assets	-	-	4.66	4.66	-	-	-	-	-	-	-	-
1325	Tata Power EV Charging Solutions Limited	AAACT562J	Tata Power Delhi Distribution Limited	AACT5604A	Fellow Subsidiary	Any other transaction	Transfer In & Out of employee	-	-	0.06	0.06	-	-	-	-	-	-	-	-
1327	Tata Power EV Charging Solutions Limited	AAACT562J	Tata Power Delhi Distribution Limited	AACT5604A	Subsidiary Company	Any other transaction	Other Payable	-	-	0.42	0.03	-	-	-	-	-	-	-	-
1328	Tata Power EV Charging Solutions Limited	AAACT562J	The Tata Power Company Limited	AACT5604A	Promoter Group	Purchase of goods or services	Purchase of goods or services	-	-	1.08	1.79	-	-	-	-	-	-	-	-
1330	Tata Power EV Charging Solutions Limited	AAACT562J	Tata Commodity Services	AACT5644E	Ultimate holding company	Purchase of goods or services	Purchase of goods or services	-	2.41	3.52	1.33	4.01	-	-	-	-	-	-	-
1335	Tata Power EV Charging Solutions Limited	AAACT562J	Tata Commodity Services	AACT5644E	Promoter Group	Purchase of goods or services	Purchase of goods or services	-	0.06	0.00	-	-	-	-	-	-	-	-	-
1338	Tata Power EV Charging Solutions Limited	AAACT562J	Tata Solar Private Limited	AACT5624H	Promoter Group	Purchase of goods or services	Purchase of goods or services	-	-	0.32	0.10	0.43	-	-	-	-	-	-	-
1340	Tata Power EV Charging Solutions Limited	AAACT562J	Tata Power Delhi Distribution Limited	AACT5604A	Fellow Subsidiary	Any other transaction	Security deposit given	-	0.05	0.30	0.27	-	-	-	-	-	-	-	-
1342	Tata Power EV Charging Solutions Limited	AAACT562J	Tata Power Delhi Distribution Limited	AACT5604A	Fellow Subsidiary	Any other transaction	Security deposit given	-	0.01	0.01	-	-	-	-	-	-	-	-	-
1343	Tata Power EV Charging Solutions Limited	AAACT562J	Tata Power Delhi Distribution Limited	AACT5604A	Fellow Subsidiary	Any other transaction	Rembursement of expense	-	0.01	0.03	0.04	-	-	-	-	-	-	-	-
1344	Tata Power EV Charging Solutions Limited	AAACT562J	Tata Power Delhi Distribution Limited	AACT5604A	Promoter Group	Purchase of goods or services	Purchase of goods or services	-	-	-	-	-	-	-	-	-	-	-	-
1346	Tata Power EV Charging Solutions Limited	AAACT562J	Tata Power Delhi Distribution Limited	AACT5604A	Promoter Group	Purchase of goods or services	Purchase of goods or services	-	-	-	-	-	-	-	-	-	-	-	-
1347	Tata Power EV Charging Solutions Limited	AAACT562J	TP Central Odisha Distribution Limited	AACT5644D	Fellow Subsidiary	Any other transaction	Rembursement of expense	-	4.62	-	-	-	-	-	-	-	-	-	-
1348	Tata Power EV Charging Solutions Limited	AAACT562J	TP Northern Odisha Distribution Limited	AACT5624C	Fellow Subsidiary	Any other transaction	Security deposit given outstanding	-	0.01	0.14	0.15	-	-	-	-	-	-	-	-
1350	Tata Power EV Charging Solutions Limited	AAACT562J	Tata Power Delhi Distribution Limited	AACT5604A	Promoter Group	Purchase of goods or services	Rembursement of expense	-	0.01	-	-	-	-	-	-	-	-	-	-
1351	Tata Power EV Charging Solutions Limited	AAACT562J	Tata Power Delhi Distribution Limited	AACT5604A	Promoter Group	Purchase of goods or services	Rembursement of expense	-	0.01	-	-	-	-	-	-	-	-	-	-
1352	Tata Power EV Charging Solutions Limited	AAACT562J	Tata Power Delhi Distribution Limited	AACT5604A	Promoter Group	Any other transaction	Rembursement of expense	-	0.01	0.00	-	-	-	-	-	-	-	-	-
1353	Tata Power EV Charging Solutions Limited	AAACT562J	TP Northern Odisha Distribution Limited	AACT5624C	Fellow Subsidiary	Any other transaction	Security deposit given outstanding	-	0.01	-	0.01	-	-	-	-	-	-	-	-
1355	Tata Power EV Charging Solutions Limited	AAACT562J	Infant Retail Limited	AACT5624H	Promoter Group	Any other transaction	Transfer In & Out of employee	-	-	0.01	0.02	-	-	-	-	-	-	-	-
1356	Tata Power EV Charging Solutions Limited	AAACT562J	TP Power Plus Limited	AACT5624H	Fellow Subsidiary	Any other transaction	Transfer In & Out of employee	-	0.01	-	0.01	-	-	-	-	-	-	-	-
1357	Tata Power EV Charging Solutions Limited	AAACT562J	The Indian Hotel Company	AACT5604G	Promoter Group	Any other transaction	Rembursement of expense	-	0.11	-	0.01	-	-	-	-	-	-	-	-
1359	Tata Power EV Charging Solutions Limited	AAACT562J	Prim both limited	AACT5644E	Promoter Group	Any other transaction	Rembursement of expense	-	0.02	-	0.01	-	-	-	-	-	-	-	-

Amith Kulkarni

Amith Kulkarni
Chief Financial Officer
Tata Power Renewable Energy Limited

